

FACULTY OF ENGINEERING
Scheme of Instruction & Examination
(AICTE Model Curriculum for the Academic Year 2024-2025)

and

Syllabus

M.E. I to IV Semester

of

Two Year Post Graduate Degree Programme

in

Civil Engineering
Specialization in Structural Engineering
(With effect from the academic year 2024– 2025)



Issued by

Dean, Faculty of Engineering
Osmania University, Hyderabad – 500 007
2024

[Handwritten signature in green ink]

SCHEME OF INSTRUCTION & EXAMINATION
M.E. (Civil Engineering) – I Semester
Specialization in Structural Engineering

S. No.	Course Type	Course Code	Course Name	Scheme of Instruction				Scheme of Examination			Credits	
				L	T	P/D	Contact Hrs/Wk	CIE	SEE	Duration in Hrs		
Theory Courses												
1	Core	PC-----SE	Program Core – I	3	-	-	3	30	70	3	3	
2	Core	PC-----SE	Program Core – II	3	-	-	3	30	70	3	3	
3	Core	PC-----SE	Program Core – III	3	-	-	3	30	70	3	3	
3	Elective	PE-----SE	Professional Elective – I	3	-	-	3	30	70	3	3	
4	Elective	PE-----SE	Professional Elective – II	3	-	-	3	30	70	3	3	
5	MC	MC	Mandatory Course	3	-	-	3	30	-	-	-	
6	Audit	AC	Audit Course – I	2	-	-	2	30	-	-	-	
Practical/ Laboratory Courses												
7	Lab	PC-----SE	Laboratory – I	-	-	2	2	50	-	3	1	
8	PW	PW-----SE	Seminar	-	-	2	2	50	-	3	1	
Total				20	-	04	24	310	350		17	

PC: Program Core

PE: Professional Elective

AD: Audit Course

MC: Mandatory Course

HS: Humanities and social science

PW: Seminar

L: Lecture

T: Tutorial

P: Practical

D: Drawing

CIE: Continuous Internal Evaluation

SEE: Semester End Examination (Univ. Exam)

Note:

1. Each contact hour is a Clock Hour.
2. The practical class can be of two and half hour (clock hours) duration as per the requirement of a particular laboratory.
3. ** Open Elective Subject is not offered to the students of Civil Engineering Department.



SCHEME OF INSTRUCTION & EXAMINATION
M.E. (Civil Engineering) – II Semester
Specialization in Structural Engineering

S. No.	Course Type	Course Code	Course Name	Scheme of Instruction				Scheme of Examination			Credits
				L	T	P/D	Contact Hrs/Wk	CIE	SEE	Duration in Hrs	
Theory Courses											
1	Core	PC ---- SE	Program Core – IV	3	-	-	3	30	70	3	3
2	Core	PC ---- SE	Program Core – V	3	-	-	3	30	70	3	3
3	Elective	PE ---- SE	Professional Elective – III	3	-	-	3	30	70	3	3
4	Elective	PE ---- SE	Professional Elective – IV	3	-	-	3	30	70	3	3
4	OE	OE	Open Elective	3	-	-	3	30	70	3	3
5	Audit	AC	Audit Course – II	2	-	-	2	30	-	-	-
Practical/ Laboratory Courses											
6	Lab	PC ---- SE	Laboratory – II	-	-	2	2	50	-	3	1
7	Lab	PC ---- SE	Laboratory – III	-	-	2	2	50	-	3	1
8	PW	PW ---- SE	Mini Project with Seminar	-	-	4	4	50	-	3	2
Total				17	-	08	25	330	350		19

PC: Program Core **PE:** Professional Elective **OE:** Open Elective **AD:** Audit Course
HS: Humanities and social science **PW:** Seminar

L: Lecture **T:** Tutorial **P:** Practical **D:** Drawing
CIE: Continuous Internal Evaluation **SEE:** Semester End Examination (Univ. Exam)

Note:

1. Each contact hour is a Clock Hour.
2. The practical class can be of two and half hour (clock hours) duration as per the requirement of a particular laboratory.
3. ** Open Elective Subject is not offered to the students of Civil Engineering Department.



SCHEME OF INSTRUCTION & EXAMINATION
M.E. (Civil Engineering) – III Semester
Specialization in Structural Engineering

S. No.	Course Type	Course Code	Course Name	Scheme of Instruction				Scheme of Examination			Credits
				L	T	P/D	Contact Hrs/Wk	CIE	SEE	Duration in Hrs	
Theory Courses											
1	Elective	PE---- SE	Professional Elective – V	3	-	-	3	30	70	3	3
2	Elective	PE---- SE	Professional Elective – VI	3	-	-	3	30	70	3	3
Practical/ Laboratory Courses											
3	PW	PW---- SE	Major Project Phase –I (Dissertation)	-	-	20	20	100	-	3	10
Total				6	-	20	26	160	350		16

PC: Program Core

PE: Professional Elective

OE: Open Elective

AD: Audit Course

HS: Humanities and social science

PW: Project -I

L: Lecture

T: Tutorial

P: Practical

D: Drawing

CIE: Continuous Internal Evaluation

SEE: Semester End Examination (Univ. Exam)

Note:

1. Each contact hour is a Clock Hour.
2. The practical class can be of two and half hour (clock hours) duration as per the requirement of a particular laboratory.
3. ** Open Elective Subject of Civil Engineering board is not offered to the students of Civil Engineering Department.



**M.E. (Civil Engineering) – IV Semester
Specialization in Structural Engineering**

S. No.	Course Type/Code	Course Name	Scheme of Instruction				Scheme of Examination			Credits
			L	T	P/D	Contact Hrs/Wk	CIE	SEE	Duration in Hrs	
Theory Courses										
1	PW	Major Project Phase – II (Dissertation)	-	-	32	32	-	200	3	16
Total			-	-	32	32	-	200		16

PC: Program Core **PE:** Professional Elective **OE:** Open Elective **AD:** Audit Course
MC: Mandatory Course **HS:** Humanities and social science **PW:** Project -II
L: Lecture **T:** Tutorial **P:** Practical **D:** Drawing
CIE: Continuous Internal Evaluation **SEE:** Semester End Examination (Univ. Exam)

Note:

- Each contact hour is a Clock Hour
- The practical class can be of two and half hour (clock hours) duration as per the requirement of a particular laboratory.
- ** Open Elective Subject is not offered to the students of Civil Engineering Department.
- The students who are willing to register for MOOCs in the M.E. (SE) III – semester instead of Professional Electives – IV & V, should register for those of the courses, approved by the CBoS, OU and respective college MOOCs Coordinator. Those students are strictly not permitted to appear for either CIE or SEE of Professional Electives – IV & V if they abstain from attending the semester class work. Further, for students willing to appear for both MOOCs and Professional Electives, they should fulfil the minimum attendance criteria.



List of subjects of Professional Core

S. No.	Course Code	Course Title
1	PC 1101 SE	Advanced Structural Analysis
2	PC 1102 SE	Theory of Elasticity
3	PC 1103 SE	FEM in Structural Engineering
4	PC 1104 SE	Structural Dynamics
5	PC 1105 SE	Structural Design

List of subjects of Professional Electives I to V

S. No.	Course Code	Course Title
1	PE 1116 SE	Theory of Plates
2	PE 1117 SE	Advanced Reinforced Concrete Design
3	PE 1118 SE	Theory of Structural Stability
4	PE 1119 SE	Advanced Steel Design
5	PE 1120 SE	Structural Health Monitoring
6	PE 1121 SE	Retrofitting and Rehabilitation of Structures
7	PE 1122 SE	Earthquake Resistant Design of Buildings
8	PE 1123 SE	Bridge Engineering
9	PE 1124 SE	Composite Construction
10	PE 1125 SE	Advanced Concrete Technology
11	PE 1126 SE	Design of High Rise Structures
12	PE 1127 SE	Design of Prestressed Concrete Structures
13	PE 1128 SE	Theory of Shells and Folded Plates
14	PE 1129 SE	Structural Optimization
15	PE 1130 SE	Fracture Mechanism in Concrete Structures
16	PE 1131 SE	Infrastructural Engineering & Management
17	PE 1132 SE	Advanced Foundation Design
18	PE 1133 SE	Design of Industrial Structures

Mandatory Course

S. No.	Course Code	Course Title
1	MC5121ME	Research Methodology & IPR

List of Open Electives

S. No.	Course Code	Course Title
1	OE9101CE**	Cost Management of Engineering Projects
2	OE9102CS	Business Analytics
3	OE9103EC	Embedded System Design
4	OE9104EE	Waste to Energy
5	OE9105ME	Industrial Safety

Note: ** Open Elective Subject is not offered to the students of Civil Engineering Department.

List of Audit Courses-I

S. No.	Course Code	Course Title
1	AD 9001 HS	English for Research Paper Writing
2	AD 9002 CE	Disaster Management
3	AD 9003 HS	Sanskrit for Technical Knowledge
4	AD 9004 HS	Value Education



List of Audit Courses-II

S. No.	Course Code	Course Title
1	AD 9011 HS	Constitution of India and Fundamental Rights
2	AD 9012 HS	Pedagogy Studies
3	AD 9013 HS	Stress Management by Yoga
4	AD 9014 HS	Personality Development through life Enlightenment Skills

List of Laboratory Courses

S. No.	Course Code	Course Title
1	PC 1151 SE	Structural Design Lab
2	PC 1152 SE	Advanced Concrete Technology Lab
3	PC 1153 SE	Virtual Smart Structures and Dynamics Lab



Course Code	Course Title					Core/Elective	
PC 1101 SE	Advanced Structural Analysis					Core	
Prerequisite	Contact Hours per Week				CIE	SEE	Credits
	L	T	D	P			
-	3	-	-	-	30	70	3

Course Objectives

- Understand the concepts of matrix methods of analysis and equip them with the knowledge to independently handle the problems of structural analysis.
- Enhance the competency level in analysis of continuous beam, portal frames, pin jointed structures by flexibility and stiffness matrix methods.
- Understand the formation of global stiffness matrix from local stiffness matrix and equation solving techniques using direct stiffness method.
- Gain an insight into the nonlinear analysis of structures.
- Learn the concepts of beams on elastic foundation.

Course Outcomes

After completing this course, the student will be able to:

1. Analyse the continuous beams, rigid jointed frames and pin jointed structures by stiffness method.
2. Analyse the continuous beams, rigid jointed frames and pin jointed structures by flexibility method.
3. Formulate the element and global stiffness matrices by direct stiffness method and learn equation solution techniques.
4. Understand and differentiate between the linear and nonlinear analyses.
5. Solve the problems pertaining to beams on elastic foundation.

UNIT-I

Introduction to Matrix Methods of Analysis: Static indeterminacy and kinematic indeterminacy, Coordinate systems, displacement and force transformation matrices, element and structure stiffness matrices, equivalent joint loads and fixed end forces.

Stiffness Method: Stiffness of prismatic member, Analysis of bar element, plane truss, continuous beams, plane frames and grid frames, also dealing with effect of settlements, internal hinges and guided fixed end supports.

UNIT-II

Flexibility Method: Flexibility of prismatic member, Analysis of bar element, plane truss, continuous beams, plane frames and grid frames, also dealing with effect of settlements, internal hinges and guided fixed end supports.

UNIT-III

Direct Stiffness Method: Assemblage of global stiffness matrix, Analysis of plane truss, continuous beams, plane frame and grid frames, also dealing with effect of settlements, internal hinges and guided fixed end supports.

UNIT-IV

Introduction to Nonlinear Analysis: Geometric and material nonlinearity, P- Δ effect, Effects of axial force on flexural stiffness – buckling of ideal columns, buckling behaviour of real columns, flexural behaviour of beam columns, flexural stiffness measures for braced prismatic beam columns, effect of axial tension, flexural stiffness measures for unbraced prismatic beam columns. Slope-deflection method of analysis – slope deflection equations for prismatic beam-columns, fixed end moments in beam-columns.

Matrix method of Analysis – Stiffness matrix for prismatic beam column elements, estimation of critical elastic buckling loads, second order analysis.

UNIT-V

Beams on Elastic Foundations: Introduction-Modulus of foundation & Basic equation. Beams of infinite length under concentrated & uniformly distributed loads, Analysis of semi-infinite beams making use of functions for infinite beams.

Suggested Readings:

1. Advanced Structural Analysis by Ashok.K. Jain, New Channel Brothers.
2. Devdas Menon, "Advanced Structural Analysis", Narosa Publishing House, 2009.
3. Asslam Kassimali, "Matrix Analysis of Structures", Brooks/Cole Publishing Co., USA, 1999.
4. Amin Ghali, Adam M Neville and Tom G Brown, "Structural Analysis: A Unified Classical and Matrix Approach", Sixth Edition, 2007, Chapman & Hall.
5. William Weaver, Jr & James M. Gere, Matrix Analysis of Framed Structures, CBS Publishers & Distributors, Delhi. 2. Wang C.K., Matrix methods of Structural Analysis McGraw Hill book Company, New Delhi.
6. Advanced mechanics of solids & structures, N. Krishna Raju, D.R Gururaja Narosa Publishing house New Delhi.
7. Advanced Mechanics of Materials, Seely and Smith.

NPTEL Resources :

1. <https://archive.nptel.ac.in/courses/105/106/105106050/>



Course Code	Course Title				Core/Elective		
PC 1102 SE	Theory of Elasticity				Core		
Prerequisite	Contact Hours per Week				CIE	SEE	Credits
	L	T	D	P			
-	3	-	-	-	30	70	3

Course Objectives

- Understand the concepts of elasticity and equip them with the knowledge to independently handle the problems of elasticity.
- Enhance the competency level and develop the self-confidence through quality assignments in theory of elasticity.
- Inculcate the habit of researching and practicing in the field of elasticity.

Course Outcomes

After completing this course, the student will be able to:

1. Solve the problems of 3-D elasticity with confidence.
2. Work independently with the problems of 2-D elasticity in Cartesian/polar coordinates.
3. Familiarize with the use of Airy's stress function in 2-D problems of elasticity in Cartesian/polar coordinates.
4. Equip with the knowledge of various theories of torsion of prismatic bars of various cross sections and can solve the problems of torsion.
5. Interpret and apply the theory of elasticity to practical problems of structural engineering.

UNIT – I

Introduction: Definition and notation for forces and stresses, components of stress and strain, Generalized Hooke's law, Stress-strain relations in three directions, Plane stress and plane strain, Equations of equilibrium and compatibility in two and three dimensions, Stress components on an oblique plane, Transformation of stress components under change of co-ordinate system.

UNIT – II

Principal stresses and principal planes: Stress invariants, Mean and Deviator stress, Strain energy per unit volume, Distortion strain energy per unit volume, Octahedral shear stress, Strain of a line element. Principal strains, Strain invariants, Volume strain, Principle of superposition, reciprocal theorem.

UNIT – III

Two dimensional problems in Cartesian co-ordinates: Solution by polynomials, St. Venant's Principle, Uniqueness of solution, Stress components in terms of Airy's stress function. Applications to Cantilever, simply supported and fixed beams with simple loading.

UNIT – IV

Two dimensional problems in Polar co-ordinates: Stress-strain components, Equilibrium equations, Compatibility equations, Applications using Airy's strain functions in polar co-ordinates for stress distributions symmetric about an axis, Effect of hole on stress distribution in a plate in tension, Stress due to load at a point on a semi-infinite straight boundary, Stresses in a circular disc under diametrical loading.

UNIT – V

Torsion: Torsion of various shapes of bars, Stress function method of solution applied to circular and elliptical bars, Torsion of rectangular bars, Solution of Torsional problems by energy method, use of soap films in solving torsion problems, Prandtl's membrane analogy. Solution of torsion of rectangular bars by (i) Raleigh Ritz method and (ii) Finite difference method.

Suggested Readings:

1. Theory of Elasticity, S. Timoshenko & N. Goodier, Mc Graw Hill.
2. Theory of Elasticity, Valiappan, McGraw Hill.
3. Theory of Elasticity, Sadhu Singh, Khanna publishers

NPTEL Resources:

1. <https://archive.nptel.ac.in/content/storage2/courses/105106049/lecnotes/main.html>

A handwritten signature in green ink, appearing to be 'T. Mohan Reddy', written in a cursive style.

Course Code	Course Title				Core/Elective		
PC 1103 SE	Finite Element Methods in Structural Engineering				Core		
Prerequisite	Contact Hours per Week				CIE	SEE	Credits
	L	T	D	P			
-	3	-	-	-	30	70	3

Course Objectives

The objectives of this course is to impart knowledge of

- Learn the rudiments of finite element analysis.
- Study the fundamentals of domain discretization, interpolation, application of boundary conditions, assembly of global matrices, and solution of the resulting algebraic systems.
- Explain the core concepts of variational and weighted residual methods in FEM.
- Derive the element stiffness matrix for 1-D, 2-D and 3-D problems.
- Formulate the simple structural problems in to finite elements.

Course Outcomes

After completing this course, the student will be able to:

1. Build and analyse the FEA models for various engineering problems.
2. Identify the information requirements and sources for analysis, design and evaluation.
3. Use the standard finite element software to solve the structural engineering problems.
4. To use approximate methods in finding solution for complex problems
5. Interpret the results obtained from FEA software, not only in terms of conclusions but also awareness of limitations.

UNIT – I

Introduction to FEM: Types of Problems – Types of Materials – Elastic / Inelastic situations – Types of forces: Body forces / Surface Traction / Point loads – Deformable bodies – Types of Deformations – Homogeneous / Non homogeneous Problems – Equations of equilibrium for elastic 2-D / 3-D continua - Equilibrium equations for 2-D / 3-D boundary elements – Boundary conditions – Strain-displacement relation for 2-D / 3-D – Stress-strain relation for 2-D / 3-D – Plane stress / Plane strain problems.

Virtual Work Formulation: Application to problems of plane trusses with static indeterminacy not exceeding three.

Finite Difference Method with Central Differences: Solving ODE's and PDE's with central differences. Application to beam and plate bending problems of simple geometry.

UNIT – II

Variational Formulation: Finite Element Formulation - Stationarity of Functional – Given the Functional or Differential equation – Number of elements limited to two.

1-D Elements: Strain-displacement relation matrix / stiffness matrix / Minimum Potential Energy Approach / Rayleigh-Ritz Method / introduction to natural coordinates / stiffness matrix of second order bar element / Axial bar subjected to point loads, body forces and surface traction forces / Problems with kinematic indeterminacy not exceeding two.

Triangular Elements: Displacement models / criterion for convergence / geometric invariance / conforming and non-conforming elements - 3-node triangular elements (CST) / determination of strain- displacement matrix / area coordinates-shape functions / determination of element stiffness and load matrices, assembling global stiffness and load matrices / Problems with kinematic indeterminacy not exceeding three.

2nd Order triangular elements: Shape functions – degradation technique / strain-displacement matrix / Expression for stiffness matrix / Load matrices due to body forces and surface traction.

UNIT – III

Iso-parametric elements:

Quadrilateral elements: Construction of shape functions using natural coordinates/Strain-displacement matrices/Load matrices for body force and surface traction/ Expressions for stiffness matrix, load matrices for 4-noded quadrilateral elements/ Gauss Quadrature of numerical integration / Problems with rectangular elements, kinematic indeterminacy not exceeding three.

2nd Order Quadrilateral elements: - Determination of shape functions for 2nd order quadrilateral elements and for elements of with serendipity / Strain-displacement matrices / Load matrices for body force and surface traction.

UNIT – IV

Method of Weighted Residuals:

Galerkin's Method of Weighted Residuals – Application to problems of mathematics / structural engineering, number of trial functions not exceeding two.

Galerkin's Finite Element Method – Weak form of Trial Function - Application to problems of mathematics / structural engineering, number of elements limited to two.

Axi-symmetric Problems: Strain-displacement relationship/stress-strain relationship / determination of stiffness matrix for 3-noded ring element and load matrices for body force and surface traction/ Problems with kinematic indeterminacy not exceeding three for 3-noded ring elements only.

UNIT – V

Tetrahedron elements: Volume coordinates, Strain-displacement matrix, stiffness matrix, load matrices due to body force and surface traction/ introduction to Hexahedron (brick) elements.

Non-linear Finite element analysis: Introduction – problems with material non-linearity – problems with geometric non-linearity – problems with both material and geometric non-linearity.

Introduction to MSC Nastran: Illustration on different modules of Nastran / Structural engineering applications of the package/Creation of a simple 1-D model, 2-D model and a 3-D model/ analysis and post processing of the results.

Suggested Readings:

1. Cook, R. D. (1981). Concepts and Application of Finite Element Analysis, John Wiley and Sons.
2. Zienkiewicz, O. C. and Taylor, R. L., (1989). The Finite Element Method, Vol.1, McGraw Hill Company Limited, London.
3. Reddy, J. N., (1993). An Introduction to the Finite Element Method, McGraw Hill, New York.
4. Chandrupatla, T. R. and Belegundu, A. D, (2001). Introduction to Finite Elements in Engineering, Prentice Hall of India, New Delhi.
5. Seshu, P, (2003). Finite Element Analysis, Prentice Hall of India Private Limited, New Delhi.
6. David V. Hutton, (2005). Fundamentals of Finite Element Analysis, Tata McGraw-Hill Publishing Company Limited, New Delhi.
7. Bathe, K. J. (2006). Finite Element Procedures, Prentice Hall of India, New Delhi.

NPTEL Resources:

1. <https://archive.nptel.ac.in/courses/105/105/105105041/>



Course Code	Course Title					Core/Elective	
PC 1104 SE	Structural Dynamics					Core	
Prerequisite	Contact Hours per Week				CIE	SEE	Credits
	L	T	D	P			
-	3	-	-	-	30	70	3
Course Objectives							
<ul style="list-style-type: none"> ➤ Study the various types as well as characteristics of loading and formulate the equations of motion. ➤ Learn the response of un-damped and damped SDOF and MDOF systems under various loadings. ➤ Employ the approximate and iterative methods to model continuous vibratory systems. ➤ Use the seismic codes in analysis and design of civil engineering structures. ➤ Understand the dynamic response by numerical methods. 							
Course Outcomes							
After completing this course, the student will be able to:							
<ol style="list-style-type: none"> 1. Know the fundamental theory of dynamic equation of motions and analysis methods for dynamic systems. 2. Understand the modelling approach of dynamic response in civil engineering applications. 3. Create the simple computer models for engineering structures using knowledge of structural dynamics. 4. Evaluate the dynamic response analysis results and understand the possible error sources. Interpret the dynamic analysis results for design, analysis and research purposes. 5. Apply the structural dynamics theory to earthquake analysis, response, and design of structures. 							

UNIT – I

Introduction to Structural Dynamics: Objectives of dynamic analysis – Types of prescribed dynamic loading – Characteristics of a dynamic problem – Methods of discretization: Lumped mass Procedure / Consistent mass procedure/generalised displacements – Single Degree Freedom Systems – Formulation of Equation of Motion: D'Alembert's Principle / Method of Virtual Work / Hamilton's Principle – Influence of Gravity Forces and Ground Motion on equation of motion – Generalised SDOF systems: Rigid Body Assemblage/Distributed Flexibility.

UNIT – II

Single Degree of Freedom Systems: Response of Un-damped/Damped free vibrations of SDOF systems – Un-damped/Damped vibrations of SDOF systems subjected to Harmonic loading: Dynamic equilibrium / Accelerometers / Displacement Meters / Resonant Response / Vibration Isolation – Un-damped / Damped vibrations of SDOF systems subjected Periodic loading – Response of SDOF systems subjected Impulse loads: Half-sine pulse/Rectangular pulse/Triangular Pulse/ Shock spectra / Approximate method of impulse load analysis – Un-damped / Damped vibrations of SDOF systems subjected General dynamic loading / Duhamel Integral - Un-damped / Damped vibrations of SDOF systems subjected arbitrary dynamic loading.

UNIT – III

Multi Degree Freedom Systems: Formulation of Equations of Motion / Evaluation of Lumped Mass Matrix and consistent mass matrix/ Evaluation of Stiffness Matrix.

Un-damped Free Vibrations: Analysis of Frequency matrix and mode shape matrices using detrimental equation/Flexibility Formulation/Orthogonality Conditions/ Normalizing Mode shapes/Analysis of Dynamic Response/Normal Coordinates/ Uncoupled Equations of Motion for un-damped systems/Conditions for damping orthogonality – Mode super position procedure for damped forced vibrations – Time History Analysis – Direct Integration Methods due to New Mark(average acceleration, linear acceleration), Wilson theta correction.

UNIT – IV

Practical Vibration Analysis: Stodola Method, Holtzer Method – Fundamental mode only, Reduction of degrees of freedom, basic concepts in matrix iteration.

Variational Formulation of Equations of Motion: Generalized coordinates, Lagrange's Equations of Motion, Application to simple un-damped and damped problems of 2-DOF systems.

UNIT – V

Distributed Parameter Systems: Partial Differential Equation of Motion – Beam Flexure (Elementary case) – Undamped free vibrations (Elementary case) – Analysis of dynamic response – normal coordinates.

Earthquake Resistant Design: Brief exposure to relevant IS Codes of Practice, Response Spectra method.

Suggested Readings:


1. Walter C. Hurty & Moshe F. Rubinstein, (1964). Dynamics of Structures, Prentice Hall India.
2. Clough, Ray. W, and Penzien, Joseph (1982). Dynamics of Structures, McGraw Hill Company Limited, New Delhi.
3. Mario Paz, (1987). Structural Dynamics, CBS Publishers.
4. Chopra, A. K, (1996). Dynamics of Structures, Prentice Hall India.

Code Books:

1. IS 1893 : Part 1 : 2016: Criteria for Earthquake Resistant Design of Structures - Part 1 : General Provisions and Buildings.

NPTEL Resources:

1. <https://archive.nptel.ac.in/courses/105/106/105106151/>



Course Code	Course Title					Core/Elective	
PC 1105 SE	Structural Design					Core	
Prerequisite	Contact Hours per Week				CIE	SEE	Credits
	L	T	D	P			
Structural Analysis	3	-	-	-	30	70	3
Course Objectives <ul style="list-style-type: none"> ➤ Understand the design concepts of various Structural elements viz. continuous beams, flat slabs, circular slabs, transverse beams using relevant codal provisions. ➤ Learn to analyze and design RCC portal frame and multistoried frame for vertical and horizontal loads. ➤ Understand the basic concepts of plastic design of steel structures and composite structures. 							
Course Outcomes After completing this course, the student will be able to: <ol style="list-style-type: none"> 1. Analyse and design the continuous beams and flat slab using relevant codes. 2. Comprehend the concepts of design of different types of circular slabs and transverse slab. 3. Attain confidence in designing and detailing of RCC portal frame and RCC multistoried frame. 4. Analysis and design indeterminate beams and frames using the concepts of plastic analysis. 5. Analyse and design composite constructions system using relevant codes. 							

Unit - I

Analysis and Design of RC Beams: Introduction, Redistribution of moments in fixed beam, Positions of points of contraflexure, Conditions for moment redistribution, Final shape of redistributed bending moment diagram, Moment redistribution for a two-span continuous beam, Advantages and disadvantages of moment redistribution, Design of Fixed and Continuous beams.

Flat slabs: Introduction – Components - IS code recommendations, Design methods, Design for Flexure and Shear – Openings in Flats Slabs – Moments in Columns.

Unit - II

Circular slabs: Introduction - IS code recommendations - Types of Circular slabs – Analysis and Design of Circular Slabs.

Analysis and Design of Ribbed and Waffle Slabs. Design of Transverse slab

Unit - III

Reinforced Concrete Portal Frames: Introduction - Analysis and Design of Rectangular Portal Frames for vertical loading – Design of hinge.

Approximate methods of Analysis: Analysis and Design of Multi Storied Frame due to vertical loads by Substitute Frame Method - Analysis and Design of Multi Storied Frame due to horizontal loads by Portal method, Cantilever method and Factor method.

Unit - IV

Plastic Design of Steel Structures: Introduction, Plasticity in ductile materials, stress-strain for mild steel, Elasto-Plastic behavior of beam in flexure, shape factor for different cross sections, yield zones, concept of plastic hinge, Plastic Analysis and Design of Indeterminate Beams and Portal frames of Single bay two storied and two bay single storied – Minimum weight design.

TH

Unit - V

Composite construction: Introduction - Design principles - Shear connectors and their types -IS Codal provisions – Design of Slab-Beam type composite construction systems.

Suggested Reading:

- 1 Punmia, B.C. (2015). R.C.C. Design, 4th Ed., Laxmi Publications, New Delhi.
- 2 Varghese, P. C. (2010). Advanced reinforced concrete design, PHI Learning, New Delhi.
- 3 Shah,H.J. (2000). Reinforced Concrete, Vol.II, Charotar Publications, New Delhi.
- 4 Park, R. and Paulay, T.(1995)., Reinforced Concrete Structures, John Wiley & Sons, Inc., New York.
- 5 Popov, E.P.(2015), Mechanics of Materials, Second edition, Prentice-Hall, Englewood Cliffs, New Jersey.
- 6 Shah,H.J. (2000). Reinforced Concrete, Vol.II, Charotar Publications, New Delhi.
- 7 Ramamrutham, S. (2016). Steel Structures, 6th Ed., Dhanpat Rai Publications, New Delhi.

Code Books :

Code Books:

1. IS 456, (2000), Indian Standard Code of Practice for Plain and Reinforced Concrete, Bureau of Indian Standards, New Delhi.
2. SP 22 (S&T), (1982), Explanatory Handbook on Codes for Earthquakes Engineering -
3. IS 1893:1975 and IS 4326:1976, Bureau of Indian Standards, New Delhi.
4. IS 875(1987)(Reaffirmed 2008), Code of practice for design loads (other than earthquake) for buildings and structures(Parts 1-5), Bureau of Indian Standards, New Delhi.
5. IS 11384: Code of Practice for Composite Construction in Structural Steel and Concrete Bureau of Indian Standards, New Delhi.
6. IS 3935 : 1966 (Reaffirmed Year : 2017) Code of practice for composite construction,Technical Committee : CED 38.

NPTEL Resources:

1. https://nptel.ac.in/domains/discipline/113?course=113_3



Course Code	Course Title					Core/Elective	
PE 1116 SE	Theory of Plates					Elective	
Prerequisite	Contact Hours per Week				CIE	SEE	Credits
	L	T	D	P			
PC 1102 SE	3	-	-	-	30	70	3

Course Objectives

- Learn the analysis of rectangular and circular plates subjected to various loading conditions with different boundary conditions.
- Understand fundamentals of buckling of plates.
- Know the concepts of small deflection theory of laterally loaded plates.
- Study the approximate methods of analysis of rectangular plates.
- Derive the governing differential equations for orthotropic plates and apply them to practical problems.

Course Outcomes

After completing this course, the student will be able to:

1. Analyse the rectangular and circular plates subjected to various loading conditions.
2. Decipher the problems of buckling of plates with different edge conditions.
3. Work out the problems of small deflection theory of laterally loaded plates with different edge conditions.
4. Understand the various numerical and approximate methods for analysis of plate problems.
5. Apply the concepts of orthotropic plates to simply supported structures.

UNIT-I

Bending of Rectangular Plates: Pure and Cylindrical bending, differential equation, cylindrical bending of uniformly loaded rectangular plates with simply supported and built-in edges. Relations between slope and curvature of slightly bent plates, Moment-curvature relations in pure bending. Strain energy in pure bending.

Bending of circular plates: Symmetrical bending, differential equation of equilibrium, uniformly loaded plates at center, Circular plates with circular holes at the center.

UNIT-II

Buckling of Plates: Differential equation for bending of plate under the combined action of in-plane loading and lateral loading, Calculation of critical loads, buckling of simply supported rectangular plates uniformly compressed in one and two directions with different edge conditions.

UNIT-III

Small deflections of laterally loaded plates: Differential equation of equilibrium, Boundary conditions, Solution of simply supported rectangular plates under various loading conditions viz. uniformly distributed load (full or partial), concentrated load by Navier's approach, Levy type solution for rectangular plates under U.D.L with all four edges simply supported or two opposite edges simply supported and other two fixed.

Thiruvalluvar

UNIT-IV

Approximate methods for Rectangular Plates: Finite difference method for simply supported or fixed rectangular plates carrying UDL (full or partial) or central point load, Strain energy approaches Rayleigh-Ritz method.

UNIT-V

Bending of Orthotropic Plates: Differential equation of the bent plate. Application of the theory to simply supported rectangular (i) laminates; (ii) RC slabs (iii) grids.

Suggested Readings:

1. Theory of plates and shells, S. Timoshenko and W. Krienger, Mc Graw Hill.
2. Theory of plates and shells, R.H. Wood.
3. Theory of plates and shells, Zienkiwicz, Mc Graw Hill Co.

NPTEL Resources:

1. <https://archive.nptel.ac.in/courses/105/103/105103209/>



Course Code	Course Title					Core/Elective	
PE 1117 SE	Advanced Reinforced Concrete Design					Elective	
Prerequisite	Contact Hours per Week				CIE	SEE	Credits
	L	T	D	P			
-	3	-	-	-	30	70	3
Course Objectives <ul style="list-style-type: none"> ➤ Learn the analysis and design of beams curved in plan and deep beams. ➤ Design and detail the deep beams. ➤ Analyse, design and detail the domes, water tanks, bunkers and silos. ➤ Analyse and design the raft, pile and machine foundations. Course Outcomes <p>After completing this course, the student will be able to:</p> <ol style="list-style-type: none"> 1. Design the beams curved in plan and deep beams. 2. Propose the deep beams, domes and various type water tanks. 3. Differentiate and design the bunkers and silos. 4. Design the raft, pile foundations 5. Design the machine foundations. 							

UNIT-I

Beams Curved in Plan: Introduction - design principles – Terminologies, structural design of beams curved in plan of circular and rectangular type.

UNIT-II

Deep Beams: Introduction to deep beams, Flexural and Shear stresses in deep beams, IS Code provisions - design of deep beams.

UNIT-III

Domes: Introduction - Stresses and forces in domes - design of spherical and conical domes.

Water Tanks: Types, Codal specifications, Design of circular, rectangular and Intze type water tanks.

UNIT-IV

Bunkers and Silos: Introduction - Design principles and theories Code provisions - design of square and circular bunkers - design of cylindrical silos. IS specifications.

UNIT-V

Raft and Pile Foundations: Introduction, need for the design, Design principles - Structural design of raft and pile foundations including the design of pile caps.

Machine Foundations: Introduction, Types, Design Principles, Case studies, detailed designs.

Suggested Readings:

1. "Advanced Reinforced Concrete Design", by N. Krishna Raju, CBS Pub. 1986.
2. "Reinforced Concrete", by H.J. Shah, Charotar Pub. Vol. II. 2000.
3. "R.C.C. Designs" by B.C. Punmia, Laxmi Pub. 1998.

Code Books:

1. IS 456, (2000), Indian Standard Code of Practice for Plain and Reinforced Concrete, Bureau of Indian Standards, New Delhi.
2. SP 22 (S&T), (1982), Explanatory Handbook on Codes for Earthquakes Engineering -
3. IS 1893:1975 and IS 4326:1976, Bureau of Indian Standards, New Delhi.
4. IS 875(1987)(Reaffirmed 2008), Code of practice for design loads (other than earthquake) for buildings and structures(Parts 1-5), Bureau of Indian Standards, New Delhi.

NPTEL Resources:

1. https://onlinecourses.nptel.ac.in/noc23_ce109/preview

Thy Anand

Course Code	Course Title					Core/Elective	
PE 1118 SE	Theory of Structural Stability					Elective	
Prerequisite	Contact Hours per Week				CIE	SEE	Credits
	L	T	D	P			
-	3	-	-	-	30	70	3

Course Objectives

- Learn the buckling of columns, analysis using equilibrium, energy and approximate methods.
- Know the stability analysis of beam-columns and frames with different loads.
- Analyse for torsional, flexural and lateral buckling of beams.
- Perform the buckling analysis of thin plates using different approaches.
- Study the inelastic buckling analysis of plates.

Course Outcomes

1. Understand the analysis of buckling of columns using appropriate method.
2. Analyse the practical problems of beam-columns and frames.
3. Analyse the beams for torsional, flexural and lateral buckling.
4. Perform buckling analysis of thin plates.
5. Analyse the plates for inelastic buckling and understand the post-buckling behaviour of plates.

UNIT-I

Buckling of columns: States of equilibrium - Classification of buckling problems - concept of equilibrium, energy, imperfection and vibration approaches to stability analysis - Eigen value problem. Governing equation for columns - Analysis for various boundary conditions - using Equilibrium, Energy methods. Approximate methods - Rayleigh Ritz, Galerkin's approach - Numerical Techniques - Finite difference method - Effect of shear on buckling.

UNIT-II

Buckling of beam-columns and frames: Theory of beam column - Stability analysis of beam column with single and several concentrated loads, distributed load and end couples Analysis of rigid jointed frames with and without sway - Moment distribution - Slope deflection and stiffness method.

UNIT-III

Torsional and lateral buckling: Torsional buckling - Torsional and flexural buckling - Local buckling. Buckling of Open Sections. Numerical solutions. Lateral buckling of beams, pure bending of simply supported beam and cantilever beam.

UNIT-IV

Buckling of plates: Governing differential equation - Buckling of thin plates, various edge conditions - Analysis by equilibrium and energy approach - Approximate and Numerical techniques.

UNIT-V

Inelastic buckling: Double modulus theory - Tangent modulus theory - Shanley's model - Eccentrically loaded inelastic column. Inelastic buckling of plates - Post buckling behavior of plates

Suggested Readings:

1. Timoshenko, S., and Gere., Theory of Elastic Stability, McGraw Hill Book Company, 1963.
2. Chajes, A. Principles of Structures Stability Theory, Prentice Hall, 1974.
3. Ashwini Kumar, Stability Theory of Structures, Tata McGraw Hill Publishing Company Ltd., New Delhi, 1995.
4. Iyenger.N.G.R., Structural stability of columns and plates, Affiliated East West Press, 1986.
5. Gambhir, Stability Analysis and Design of Structures, Springer, New York

[Handwritten Signature]

Course Code	Course Title					Core/Elective	
PE 1119 SE	Advanced Steel Design					Elective	
Prerequisite	Contact Hours per Week				CIE	SEE	Credits
	L	T	D	P			
-	3	-	-	-	30	70	3

Course Objectives

The objectives of this course is to impart knowledge of and problem solving skills in

- Learn the fundamentals and practical problems of design of steel tanks and grillage foundations.
- Study the concepts of analysis and design of various members of tubular structures.
- Gain knowledge of the design of bunkers and silos using appropriate method and solve the practical problems pertaining to it.
- Study the fundamentals of design of transmission line towers and solve the practical problems pertaining to it.
- Learn the concepts of analysis and design of various members of light-gauge steel structures.

Course Outcomes

After completing this course, the student will be able to:

1. Design and detail the rectangular plated and pressed steel tanks and propose the grillage foundations for structures.
2. Design and detail the hollow rectangular, square and circular tubular members in a truss including its joints.
3. Formulate the rectangular and square bunkers and silos using appropriate method.
4. Propose the geometry and analyse and design the transmission towers subjected to various loads.
5. Design the light gauge steel compression and flexural members.

UNIT-I

Steel Tanks: Introduction, Types, Loads, Permissible stresses, Detailed design of elevated rectangular and pressed steel tanks including columns.

UNIT-II

Grillage Foundations: Introduction, Necessity of grillage foundation, Various types, Grillage foundations for single and double columns.

Tubular Structures: Introduction, Permissible stresses, Design considerations, Design of tension members, compression members and flexural members, Design of tubular trusses including joints.

UNIT-III

Bunkers and Silos: Introduction, General design principles, Design theories for bunkers and silos, Detailed design of bunkers and silos.

UNIT-IV

Transmission Line Towers: Classification, Economical spacing, Design loads, IS codal provisions, Calculation of wind loads, Permissible stresses, Overall arrangement and design procedure, detailed design including foundations.

UNIT-V

Design of Light Gauge Steel Structures: Introduction, Forms of light-gauge sections, Behaviour of compression elements, Effective width for load and deflection calculation, Behaviour of unstiffened and stiffened elements, Design of compression members, Design of laterally supported beams and laterally unsupported beams, Connections.

T. S. S. S.

Suggested Readings:

1. S.K. Duggal, Design of Steel Structures, Tata McGraw Hill, 2009.
2. B.C Punmia, Design of Steel Structures, Laxmi Publications, 2001.
3. Ram Chandra, Design of Steel Structures, Vol. I & II, Standard Book House, 1989.
4. P. Dayaratnam, Design of Steel Structures, Orient Longman Publications, 1987.
5. I.C. Syal and S. Singh, Design of Steel Structures, Standard Book House, 2000

Code Books :

1. IS:800-1984 (1984). Code of Practice for General Construction in Steel, Bureau of Indian Standards, New Delhi.
2. IS:800-2007 (2007), General Construction in Steel-Code of Practice, Bureau of Indian Standards, New Delhi.
3. IS: 801-1976 (1976), Code of Practice for Use of Cold-Formed Light Gauge Steel Structural Members in General Building Construction, Bureau of Indian Standards, New Delhi.
4. IS:802 (Part 1/Sec 1)-2015 (2015), Use of Structural Steel in Overhead Transmission Line Towers - Code of Practice, Bureau of Indian Standards, New Delhi.
5. IS:802 (Part 1/Sec 2)-2016 (2016), Use of Structural Steel in Overhead Transmission Line Towers - Code of Practice, Bureau of Indian Standards, New Delhi.
6. IS:802 (Part 2)-1978 (1978), Use of Structural Steel in Overhead Transmission Line Towers - Code of Practice, Bureau of Indian Standards, New Delhi.
7. IS:804-1967 (1967), Specification for Rectangular Pressed Steel Tanks, Bureau of Indian Standards, New Delhi.
8. 8 IS:805-1988 (1988), Code of Practice for Use of Steel in Gravity Water Tanks, Bureau of Indian Standards, New Delhi.
9. IS:806-1968 (1968), Code of Practice for Use of Steel Tubes in General Building Construction, Bureau of Indian Standards, New Delhi.
10. IS:811-1987 (1987), Specification for Cold Formed Light Gauge Structural Steel Sections, Bureau of Indian Standards, New Delhi.
11. IS:1161-2014 (2014), Steel Tubes for Structural Purposes - Specification, Bureau of Indian Standards, New Delhi.
12. IS:9178 (Part 1)-1979 (1979), Criteria for Design of Steel Bins for Storage of Bulk Materials, Bureau of Indian Standards, New Delhi.
13. IS:9178 (Part 2)-1979 (1979), Criteria for Design of Steel Bins for Storage of Bulk Materials, Bureau of Indian Standards, New Delhi.
14. SP:6(1)-1964 (1964), Handbook for Structural Engineers, Bureau of Indian Standards, New Delhi.
15. SP:6(5)-1980 (1980), Handbook for Structural Engineers, Bureau of Indian Standards, New Delhi.

NPTEL Resources :

1. <https://archive.nptel.ac.in/courses/114/106/114106047/>



Course Code	Course Title						Core/Elective
PE 1120 SE	Structural Health Monitoring						Elective
Prerequisite	Contact Hours per Week				CIE	SEE	Credits
	L	T	D	P			
-	3	-	-	-	30	70	3
Course Objectives <ul style="list-style-type: none"> ➤ Learn the fundamentals of structural health monitoring. ➤ Study the various vibration-based techniques for structural health monitoring. ➤ Learn the structural health monitoring using fiber-optic and Piezoelectric sensors. ➤ Study the structural health monitoring using electrical resistance and electromagnetic techniques. Course Outcomes <ol style="list-style-type: none"> 1. Understand the fundamentals of maintenance and repair strategies. 2. Diagnose for serviceability and durability aspects of concrete. 3. Know the materials and techniques used for repair of structures. 4. Decide the appropriate repair, strengthening, rehabilitation and retrofitting technique required for a case study building. 5. Use an appropriate health monitoring technique and demolition technique. 							

UNIT-I

Introduction to Structural Health Monitoring: Definition of structural health monitoring (SHM) – Objectives- Need –Steps involved in SHM-Motivation for SHM - SHM as a way of making materials and structures smart - SHM and biomimetics - Process and pre usage monitoring as a part of SHM - SHM as a part of system management - The most remarkable characters of SHM Birth of the SHM community.

UNIT-II

Vibration-Based Techniques for SHM: Basic vibration concepts for SHM -Local and global methods - Damage diagnosis as an inverse problem -Model-based damage assessment - General dynamic behavior - State- space description of mechanical systems - Neural network approach to SHM - The basic idea of neural networks - Detection of delamination in a CFRP plate with stiffeners.

UNIT-III

Fiber-Optic Sensors: Classification of fiber-optic sensors - Intensity-based sensors - Phase- modulated optical fiber sensors - or interferometers -Wavelength based sensors - or Fiber Bragg Gratings (FBG) - The fiber Bragg grating as a strain and temperature sensor - Orientation of the optical fiber optic with respect to the reinforcement fibers - Fiber Bragg gratings as damage sensors for composites -Measurement of strain and stress variations.

UNIT-IV

SHM with Piezoelectric Sensors: The use of embedded sensors as Acoustic Emission (AE) detectors - Available industrial AE systems- New concepts in acoustic emission - State-the-art and main trends in piezoelectric transducer-based acousto-ultrasonic SHM research –The full implementation of SHM of localized damage with guided waves in composite materials - Available industrial acousto ultrasonic systems with piezoelectric sensors.

UNIT-V

SHM Using Electrical Resistance: Composite damage - Electrical resistance of unloaded composite - Percolation concept - Anisotropic conduction properties in continuous fiber reinforced polymer - Influence of temperature - Composite strain and damage monitoring by electrical resistance -Randomly distributed fiber reinforced polymers - Damage localization.

Low Frequency Electromagnetic Techniques: Theoretical considerations on electromagnetic theory, Maxwell's equations, Dipole radiation, Surface impedance, Diffraction by a circular aperture, Eddy currents, Polarization of dielectrics, Applications to the NDE/NDT domain, Dielectric materials, Conductive materials, Hybrid method, Signal processing, Time-frequency transforms, The continuous wavelet transform, The discrete wavelet transform, Multi resolution, Denoising, Application to the SHM domain, General principles, Magnetic method, Electric method, Hybrid method.

Suggested Readings:

1. Daniel Balageas, Claus-Peter Fritzen, Alfredo Güemes, Structural Health Monitoring, Wiley-ISTE, 2006.
2. Douglas E Adams, Health Monitoring of Structural Materials and Components-Methods with Applications, John Wiley and Sons, 2007.
3. J.P. Ou, H.Li and Z.D. Duan, Structural Health Monitoring and Intelligent Infrastructure, Vol-1, Taylor and Francis Group, London, U.K, 2006.
4. Victor Giurgutiu, Structural Health Monitoring with Wafer Active Sensors, Academic Press Inc, 2007.
5. M.V. Gandhi and B.D. Thompson, "Smart Materials and Structures," Springer, 1992.
6. Fu Ko Chang, "Structural Health Monitoring: Current Status and Perspectives", Technomic, Lancaster, 1997.

NPTEL Resources:

1. <https://archive.nptel.ac.in/courses/114/106/114106046/>



Course Code	Course Title					Core/Elective	
PE 1121 SE	Retrofitting and Rehabilitation of Structures					Elective	
Prerequisite	Contact Hours per Week				CIE	SEE	Credits
	L	T	D	P			
-	3	-	-	-	30	70	3

Course Objectives

- Learn the fundamentals of maintenance and repair strategies.
- Study the quality assurance, serviceability and durability of concrete.
- Know the various materials and techniques used for repair of structures.
- Educate the different repair, strengthening, rehabilitation and retrofitting techniques.
- Instruct the various health monitoring and demolition techniques.

Course Outcomes

1. Understand the fundamentals of maintenance and repair strategies.
2. Diagnose for serviceability and durability aspects of concrete.
3. Know the materials and techniques used for repair of structures.
4. Decide the appropriate repair, strengthening, rehabilitation and retrofitting technique required for a case study building.
5. Use an appropriate health monitoring and demolition techniques.

UNIT - I

Maintenance: Repair and Rehabilitation, Facets of Maintenance, importance of Maintenance various aspects of Inspection, Assessment procedure for evaluating damaged structure, causes of deterioration.

Repair Strategies: Causes of distress in concrete structures, Construction and design failures, Condition assessment and distress-diagnostic techniques, Assessment procedure for Inspection and evaluating a damaged structure.

UNIT - II

Serviceability and Durability of Concrete: Quality assurance for concrete construction, concrete properties – strength, permeability, thermal properties and cracking. – Effects due to climate, temperature, chemicals, corrosion – design and construction errors – Effects of cover thickness and cracking.

UNIT - III

Materials and Techniques for Repair: Special concretes and mortar, concrete chemicals, special elements for accelerated strength gain, Expansive cement, polymer concrete, sulphur infiltrated concrete, ferro cement, Fibre reinforced concrete. Bacterial concrete, Rust eliminators and polymers coating for rebars during repair, foamed concrete, mortar and dry pack, vacuum concrete, Guniting and Shotcrete, Epoxy injection, Mortar repair for cracks, shoring and underpinning. Methods of corrosion protection, corrosion inhibitors, corrosion resistant steels, coating and cathodic protection

UNIT - IV

Repair, Rehabilitation and Retrofitting Techniques: Repairs to overcome low member strength, Deflection, Cracking, Chemical disruption, weathering corrosion, wear, fire, leakage and marine exposure, Repair of Structure – Common Types of Repairs – Repair in Concrete Structures – Repairs in Under Water Structures – Guniting – Shot Create – Underpinning. Strengthening of Structures – Strengthening Methods – Retrofitting – Jacketing.

J. K. S. S.

UNIT – V

Health Monitoring and Demolition Techniques: Long term health monitoring techniques, Engineered demolition techniques for dilapidated structures, Use of Sensors – Building Instrumentation.

Suggested Reading:

1. Concrete Technology by A.R. Santakumar, Oxford University press
2. Defects and Deterioration in Buildings, E F & N Spon, London
3. Non-Destructive Evaluation of Concrete Structures by Bungey - Surrey University
4. Maintenance and Repair of Civil Structures, B.L. Gupta and Amit Gupta, Standard Publications.
5. Concrete Repair and Maintenance Illustrated, RS Means Company Inc W. H. Ranso, (1981)
6. Building Failures: Diagnosis and Avoidance, EF & N Spon, London, B
7. Mehta, P.K and Montevic. P.J., Concrete- Microstructure, Properties and Materials, ICI, 1997.
8. Jackson, N., Civil Engineering Materials, ELBS, 1983.

NPTEL Resources:

1. <https://archive.nptel.ac.in/courses/105/105/105105213/>



Course Code	Course Title					Core/Elective	
PE 1122 SE	Earthquake Resistant Design of Buildings					Elective	
Prerequisite	Contact Hours per Week				CIE	SEE	Credits
	L	T	D	P			
-	3	-	-	-	30	70	3
Course Objectives							
<ul style="list-style-type: none"> ➤ Learn the causes of earthquake and effects of ground motion and modelling of structures. ➤ Study the response spectra and structural dynamics of MDOF systems. ➤ Discover the different analysis and design approaches like equivalent lateral force method and inelastic time history analysis. ➤ Be trained in the ductile detailing of reinforced concrete structures as per IS 4326 and IS 13920. ➤ Learn the seismic analysis of masonry buildings. 							
Course Outcomes							
<ol style="list-style-type: none"> 1. Apply the concepts of structural dynamics of MDOF systems for analysis of buildings. 2. Model and analyse the buildings to resist earthquake forces by different methods. 3. Design the various structural elements of a building resisting earthquake forces as per IS Codes. 4. Practice ductile detailing of reinforced concrete as per codal provisions 5. Practice ductile detailing of masonry buildings as per codal provisions. 							

UNIT-I

Earthquake Ground Motion: Engineering seismology, Seismic zoning map of India, Strong motion studies in India, Strong motion characteristics, Evaluation of seismic design parameters.

Structural Dynamics: Initiation into structural dynamics, Dynamics of SDOF systems, Theory of seismic pickup, Numerical evaluation of dynamic response, Response spectra, Dynamics of MDOF systems.

UNIT-II

Concepts of Earthquake Resistant Design of RCC Buildings: Basic elements of earthquake resistant design, Identification of seismic damages in RCC buildings, Effect of structural irregularities on performance of RCC buildings during earthquakes, earthquake resistant building architecture.

UNIT-III

Seismic Analysis and Modeling of RCC Buildings: Code based procedure for determination of design lateral loads, Infill walls, Seismic analysis procedure as per IS 1893 code, Equivalent static force method, Response spectrum method, Time history analysis, Mathematical modeling of multi-storey RCC buildings.

UNIT-IV

Earthquake Resistant Design of RCC Buildings: Ductility considerations, Earthquake resistant design of multi-storey RCC buildings, shear walls based on IS 13920 code, Capacity based design.

UNIT-V

Earthquake Resistant Design of Masonry Buildings: Identification of damages and non-damages in masonry buildings, Elastic properties of structural masonry, Lateral load analysis of masonry buildings, Seismic analysis and design of one-storey and two-storey masonry buildings.

[Handwritten Signature]

Suggested Readings:

1. Bruce A Bolt, Earthquakes, W H Freeman and Company, New York, 2004.
2. C. A. Brebbia, Earthquake Resistant Engineering Structures, WIT Press, 2011.
3. Mohiuddin Ali Khan, Earthquake-Resistant Structures: Design, Build and Retrofit, Elsevier Science & Technology, 2012.
4. Pankaj Agarwal and Manish Shrikhande, Earthquake Resistant Design of Structures, Prentice Hall of India, 2009.
5. Paulay, T and Priestley, M.J.N., Seismic Design of Reinforced Concrete and Masonry buildings, John Wiley and Sons, 1992.
6. S K Duggal, Earthquake Resistant Design of Structures, Oxford University Press, 2007.

Code Books :

1. IS 1893-2016, Indian Standard Criteria for Earthquake Resistant Design of Structures (5th Revision), Bureau of Indian Standards, New Delhi, 2002.
2. IS 13920, 1993, Indian Standard Code of Practice for Ductile Detailing of Reinforced Concrete Structures Subjected to Seismic Forces, Bureau of Indian Standards, New Delhi
3. IS 4326, 1993, Indian Standard Code of Practice for Earthquake Resistant Design and Construction of Buildings (2nd Revision)
4. IS-456 2000, Plain and Reinforced Concrete-Code of Practice, Bureau of Indian Standards, New Delhi.
5. IS 1905 (1987): Code of Practice for Structural use of Unreinforced Masonry [CED13: Building Construction Practices including Painting, Varnishing and Allied Finishing]
6. IS 13828-1993, Indian Standard Guidelines for Improving Earthquake Resistance of Low Strength Masonry Buildings, Bureau of Indian Standards, New Delhi.

NPTEL Resources:

1. <https://archive.nptel.ac.in/courses/105/1>



Course Code	Course Title						Core/Elective
PE 1123 SE	Bridge Engineering						Elective
Prerequisite	Contact Hours per Week				CIE	SEE	Credits
	L	T	D	P			
-	3	-	-	-	30	70	3

Course Objectives

- Learn the hydraulic, geological and geo-technical aspects in bridge design.
- Analyse, design and detail the bridge deck and box girder systems, steel and composite bridges.
- Analyse and design the sub-structures, bridge bearings and various long span bridges.

Course Outcomes

After completing the course, the students will able to

1. Understand the fundamentals and codes of practice of bridge design.
2. Design the bridge deck and box girder systems using appropriate method.
3. Devise the steel truss and composite steel-concrete bridges.
4. Propose the sub-structure components such as pier, abutments, etc. and bridge bearings.
5. Design the various types of long span bridges, curved and skew bridges.

UNIT – I

Introduction:

Types of bridges, materials of construction, codes of practice (Railway and Highway Bridges), aesthetics, loading standards (IRC, RDSO, AASHTO), recent developments box girder bridges, historical bridges (in India and overseas). Planning and layout of bridges, hydraulic design, geological and geo-technical considerations; Design aids, computer software, expert systems.

UNIT – II

Concrete Bridges: Bridge deck and approach slabs, Slab design methods, design of bridge deck systems, slab-beam systems (Guyon-Massonet and Hendry Jaeger Methods), box girder systems, analysis and design. Detailing of box girder systems.

UNIT – III

Steel and Composite Bridges: Introduction to composite bridges, Advantages and disadvantages, Orthotropic decks, box girders, composite steel-concrete bridges, analysis and design, truss bridges.

UNIT – IV

Sub-Structure: Piers, columns and towers, analysis and design, shallow and deep foundations, caissons, abutments and retaining walls. **Bridge appurtenances:** Expansion joints, design of joints, types and functions of bearings, design of elastomeric bearings, railings, drainage system, lighting.

UNIT – V

Long span bridges: Design principles of continuous box girders, curved and skew bridges, cable stayed and suspension bridges, seismic resistant design, seismic isolation and damping devices. Construction techniques (cast in-situ, prefabricated, incremental launching, free cantilever construction), inspection, maintenance and rehabilitation, current design and construction practices.

(Handwritten signature)

Suggested Readings:

1. "Bridge Engineering Handbook", Wai-Fah Chen Lian Duan, CRC Press, USA, 2000.
2. "Design of Highway Bridges", Barker, P.M. and Puckett, J.A., John Wiley & Sons, New York, 1997.
3. "Theory and Design of Bridges", Xanthakos, P.P., John Wiley & Sons, New York, 1994.

NPTEL Resources :

1. <https://archive.nptel.ac.in/courses/105/105/105105216/>

A handwritten signature in green ink, appearing to read 'N. Anand', with a horizontal line underneath the name.

Course Code	Course Title					Core/Elective	
PE 1124 SE	Composite Construction					Elective	
Prerequisite	Contact Hours per Week				CIE	SEE	Credits
	L	T	D	P			
-	3	-	-	-	30	70	3

Course Objectives

- Study the concepts of composite construction.
- Learn analysis and designs of composite beams, floors, columns and trusses as per the recommendations of IS codes of practice.
- Apply the concepts for design of multi-storey composite buildings.
- Scope of analysis is restricted to skeletal structures subjected to prescribed dynamic loads.

Course Outcomes

1. Understand the fundamentals of composite construction, and analysis and designs of composite beams.
2. Analyse the composite floors and columns, composite trusses and understand connection details.
3. Design the composite floors and columns, composite trusses and understand connection details.
4. Analyse the multi-storey composite buildings.
5. Design the multi-storey composite buildings.

UNIT-I

Introduction of Composite Constructions: Benefits of composite construction, Introduction to IS, BS and Euro codal provisions.

Composite Beams: Elastic behaviour of composite beams, No and Full Interaction cases, Shear connectors, Ultimate load behaviour, Serviceability limits, Effective breadth of flange, Interaction between shear and moment, Basic design consideration and design of composite beams.

UNIT-II

Composite Floors: Structural elements, Profiled sheet decking, Bending resistance, Shear resistance, Serviceability criterion, Analysis for internal forces and moments, Design of composite floors.

UNIT-III

Composite Columns: Materials, Concrete filled circular tubular sections, Non-dimensional slenderness, Local buckling of steel sections, Effective elastic flexural stiffness, Resistance of members to axial compressions, Composite column design, Fire resistance.

UNIT-IV

Composite Trusses: Design of truss, Configuration, Truss members, Analysis and design of composite trusses and connection details.

UNIT-V

Design of Multi-Storey Composite Buildings: Design basis, load calculations, Design of composite slabs with profile decks, composite beam design, design for compression members, vertical cross bracings, design of foundation.

Suggested Readings:

1. R. P. Johnson, Composite Structures of Steel and Concrete, Vol-I, Beams, Columns and Frames in Buildings, Oxford Blackwell Scientific Publications.
2. INSDAG Teaching Resources for Structural Steel Design, Vol-2, Institute for Steel Development and Growth Publishers, Calcutta.

3. INSDAG Handbook on Composite Construction – Multi-Storey Buildings, Institute for Steel Development and Growth Publishers, Calcutta.
4. INSDAG Design of Composite Truss for Building, Institute for Steel Development and Growth Publishers, Calcutta.
5. INSDAG Handbook on Composite Construction – Bridges and Flyovers, Institute for Steel Development and Growth Publishers, Calcutta.

Code Books:

1. IS:11384, 1985 Code of Practice for Composite Construction in Structural Steel and Concrete, Bureau of Indian Standards, New Delhi.

NPTEL Resources :

1. <https://nptel.ac.in/courses/101104010>



Course Code	Course Title					Core/Elective	
PE 1125 SE	Advanced Concrete Technology					Elective	
Prerequisite	Contact Hours per Week				CIE	SEE	Credits
	L	T	D	P			
-	3	-	-	-	30	70	3

Course Objectives
The objectives of this course is to impart knowledge of

- Learn the concept of cement and its properties, mechanical and thermal properties of aggregates.
- Study the properties and testing of concrete in fresh and hardened state.
- Learn the shrinkage and creep mechanisms, curing and durability of concrete.
- Design concrete mix by various methods as per different codes.
- Study the different types of admixtures, mix design, properties and applications of special concretes.

Course Outcomes
After completing this course, the student will be able to:

1. Learn hydration of cement and tests on properties of cement and aggregates.
2. Comprehend the properties and testing of concrete in fresh and hardened state.
3. Understand the shrinkage and creep mechanisms, curing and durability of concrete.
4. Design concrete mixes by various methods.
5. Familiarize with the types of admixtures, and applications of special concretes.

UNIT - I

Cement: Types of cement and their composition, manufacture of Portland cement, hydration of cement and hydration product, structure of hydrated cement, heat of hydration, gel theories, review of tests on properties of cement.

Aggregate: Classification of aggregates, particle shape and texture, bond and strength of aggregate and its influence on strength of concrete, porosity, absorption and moisture content and their influence, soundness of aggregate, alkali aggregate reaction, sieve analysis and grading of aggregate, review of tests on properties of aggregate.

UNIT - II

Properties of Concrete: Mixing and batching, workability, factors affecting workability, measurements of workability, various tests and procedures, segregation and bleeding, vibration of concrete, types of vibrators and their influence on composition, analysis of fresh concrete, strength of concrete, water-cement ratio, gel space ratio, effective water in the mix, mechanical properties of concrete, tests and procedure, influence of various parameters on strength of concrete, relationship between various mechanical strengths of concrete.

UNIT - III

Shrinkage and Creep of Concrete: Types of shrinkage, mechanism of shrinkage, factors affecting shrinkage, creep mechanism, factors influencing creep, rheological model, effects of creep.

Curing of Concrete: Methods of curing, maturity concept, influence of temperature on strength of concrete.

Durability of Concrete: Permeability of concrete, chemical attack of concrete, tests on sulphate resistance, effect of frost, concreting in cold weather, hot weather concreting, and air entrained concrete.

UNIT - IV

Mix Design of Concrete: Basic considerations, process of mix design, factors in the choice of mix proportions and their influence, quality control, various methods of mix design, I.S. Code method, British and ACI methods.

UNIT - V

Admixtures: Classification of admixtures, chemical and mineral admixtures, influence of various admixtures on properties of concrete, their applications. Fly Ash Concrete: Mix design, properties and its applications. High Strength Concrete: Mix design, properties and its applications. Fiber Reinforced Concrete: Mix design, properties and its applications. Ferro cement, lightweight concrete, high-density concrete, recycled aggregate concrete and their applications.

Suggested Readings:

1. Neville. A.M, (1988), Properties of Concrete, English Language Book Society/Longman Publications.
2. Mehta. P.K and Paulo. J.M.M, (1997), Concrete – Microstructure – Properties and Material, McGraw-Hill.
3. Krishna Raju. N., (1985), Design of Concrete Mix, CBS Publications

Code Books:

1. IS 10262-2019- Guidelines for Concrete Mix Design Proportioning

NPTEL Resources:

1. <https://archive.nptel.ac.in/courses/105/106/105106176/>



Course Code	Course Title					Core/Elective	
PE 1126 SE	Design of High Rise Structures					Elective	
Prerequisite	Contact Hours per Week				CIE	SEE	Credits
	L	T	D	P			
-	3	-	-	-	30	70	3

Course Objectives

- To study the functioning and behaviour of high rise buildings.
- To understand the characteristics and effect of wind loads on buildings.
- To understand the effect of earthquake on buildings and to learn the techniques for earthquake resistance.
- To analyse tall buildings subjected to lateral loads.
- To understand the interaction between the various structural components of high rise structures.

Course Outcomes

After completing this course, the student will be able to:

1. Understand the concepts of high rise building structures.
2. Analyse and design high rise structures subjected to wind loads.
3. Familiarize with the different structural systems used in high rise buildings.
4. Analyse and design high rise structures subjected to earthquake loads.
5. Understand the behaviour and response of slab column frames.

UNIT-I

Introduction: Design Principles for Lateral Load resistance, ductility considerations in earthquake resistant design of concrete buildings, construction methods, choice of materials, cladding systems and their design principles, types of foundations for tall buildings.

UNIT-II

Wind: Introduction to wind, characteristics of wind, impact on structures, wind pressure, internal and external wind, dynamic action of wind, aerodynamic forces, natural frequencies, wind tunnels, types of wind tunnel tests, Introduction to computational fluid dynamics, behaviour of tall buildings subjected to wind, National standards, maximum design loads for buildings and other structures. Calculation of wind loads, special winds, gust, wind speed data and importance. Wind resistant design.

UNIT-III


Earthquake: Introduction to earthquake, characteristic, impact of earthquake on ground, foundations and structural elements, response of elements attached to buildings, ground motion, quasi-static approach, dynamic analysis, performance criteria, Vibration Control – active control and passive control, liquefaction effects of earthquakes, Introduction to time history analysis and pushover analysis.

UNIT-IV

Structural Systems: Necessity of special structural systems for tall buildings, Structural Systems for Steel Buildings - Braced frames, Staggered Truss System, Eccentric Bracing System, Outrigger & Belt truss system, Tube Systems; Structural Systems for Concrete Buildings - shear walls, frame tube structures, bundled tube structures; Design of shear wall as per IS code.

UNIT-V

Special Topics: Second order effects of gravity loading, Creep and shrinkage in columns, Differential shortening of columns, Floor levelling problems, Panel zone effects, P-Delta analysis.



Suggested Readings:

1. Tall Building Structures: Analysis and Design, Smith, B. S. and Coull, A., John Wiley & Sons, 1991.
2. Reinforced Concrete Design of Tall Buildings, Taranath, B. S., CRC Press, 2010.
3. Tall Building Design: Steel, Concrete and Composite Systems, Taranath, B. S., CRC Press, 2017.
4. Wind Effect on Structures: Modern Structural Design for Wind, Simiu, E. and Yeo, D., Wiley Blackwell, 2019.
5. Handbook of Concrete Engineering, M. Fintel, Von Nostrand Reinhold Company, 1985.
6. Design of Earthquake Resistant Structures, Emilio Rosenblueth, Pentech Press Ltd., 1990.



Course Code	Course Title					Core/Elective	
PE 1127 SE	Design of Prestressed Concrete Structures					Elective	
Prerequisite	Contact Hours per Week				CIE	SEE	Credits
	L	T	D	P			
-	3	-	-	-	30	70	3

Course Objectives

The objectives of this course is to impart knowledge of

- Learn the concept of pre-stressed concrete, methods and systems of pre-stressing, losses of pre-stress.
- Analyse and design the sections for flexure, torsion and shear using different methods.
- Learn the design of sections for bond and anchorage and deflections of pre-stressed concrete beams.
- Study the analysis and design of statically indeterminate beams.

Course Outcomes

After completing this course, the student will be able to:

1. Familiarize with fundamentals of pre-stressed concrete, methods and systems of pre-stressing and losses of pre-stress.
2. Analyse and design the sections for flexure, shear bond and anchorages.
3. Estimate the deflections of pre-stressed concrete elements.
4. Know the circular pre-stressing, analysis and design of statically indeterminate beams.
5. Solve the problems pertaining to axial members, slabs and grid floors.

UNIT-I

Introduction: Basic concepts, materials, permissible stress – Advantages and types of prestressing, Systems and devices of pre-stressing and post-tensioning, Prestressing steel

Losses in pre-stress: Loss of prestress in pre-tensioned and post-tensioned members – Analysis of sections for flexure

UNIT-II

Deflections: Importance of deflections, factors influencing deflections, codal provisions, short term and long term deflections.

Shear: Shear in principal stresses – cracked and un-cracked sections - codal provisions – Design of shear reinforcement.

Torsion: Torsion for cracked and un-cracked sections, codal provisions and design.

UNIT-III

End Blocks: Nature of stresses, Stress distribution – IS Code Method -codal provisions - Design.

Continuous beams: Advantages of Continuous members – Code provisions – Design of two span Continuous beams – concordant cable profiles.

UNIT-IV

Tension Members: Introduction, Ties, Circular pre-stressing – Design of PSC pipes.

Compression Members: Introduction – Design of PSC columns.

UNIT-V

Slabs: Introduction – Types – rectangular and flat slabs – Codal provisions – Design of PSC floor slabs - one way and two way slabs, and simple flat slabs. Grid Floors: Introduction.

Handwritten signature in green ink.

Suggested Readings:


1. Prestressed Concrete by N. Krishna Raju, Tata Mc Graw Hill, 2001.
2. Prestressed Concrete by G.S. Pandit and S.P. Gupta, CBS Pub., 1995.
3. Design of Prestressed Concrete by Arthur H. Nilson, John Wiley, 1987

Code Books:

1. IS 1343 2012 Indian code of practice for prestressed concrete, New Delhi

NPTEL References :

1. <https://archive.nptel.ac.in/courses/105/106/105106118/>



Course Code	Course Title					Core/Elective	
PE 1128 SE	Theory of Shells and Folded Plates					Elective	
Prerequisite	Contact Hours per Week				CIE	SEE	Credits
	L	T	D	P			
PC 1102 SE	3	-	-	-	30	70	3

Course Objectives

- Learn the analysis and design of cylindrical shells, short and long shells.
- Study the concepts of bending theory using D.K.J. equations and Schorer theory.
- Understand the beam theory and beam arch analysis.
- Gain knowledge of the analysis and design of different shells of double curvature and axis-symmetrical shells by membrane theory.
- Analyse different types of folded plates using Simpson's and Whitney's methods.

Course Outcomes

After completing this course, the student will be able to:

1. Analyse the cylindrical shells and design the short and long shells.
2. Solve the problems of bending theory using appropriate equations.
3. Evaluate and design the different shells using beam theory.
4. Evaluate and design the different shells using membrane theory.
5. Analyse the numerous types of folded plates using pertinent method.

UNIT-I

Introduction: definition and classification of shells.

Cylindrical Shells: Membrane Theory – Equilibrium equations for differential shell elements – Calculation of stresses and displacement due to dead loads and snow loads for circular cylindrical shell.

UNIT-II

Bending Theory: Necessity of bending theory (i) D.K.J theory Assumption – Equilibrium equations for a differential element - stress strain relations - Moment curvature relations – Derivation of D.K.J. Differential and characteristic equations – Roots of the Characteristic equation – Expression for deflection. (ii) Schorer theory – assumptions – Equilibrium equations for a differential shell element – stress strain relations – Moment curvature relations – Derivation of Schorer differential and characteristic equation – Roots of the characteristic equation – Expression of deflection.

UNIT-III

Beam Theory of cylindrical shells: Assumptions and range of their validity – Outline of the beam arch analysis – Advantages of beams theory over other theories.

UNIT-IV

Shells of Doubles Curvature: Membrane theory of shells of revolution- Equilibrium equations for a differential shell element – Calculation of stresses in a spherical dome due to uniform load over the surface and due to concentrated load around a skylight opening. Shells of translation equilibrium equations for a differential shell element. Pucher's stress function, derivation of a differential equation from equations of equilibrium using Pucher's stress function calculation of stresses in hyperbolic paraboloids with straight edges under uniform load over the surface.

UNIT-V

Folded Plates: Assumptions – Structural behavior – Resolutions of ridge loads – Edge shears – Stress distribution – Plate deflections and rotations. Effect of joint moments – Analysis of V shaped folded plates using (i) Simpson and (ii) Whitney methods.

Suggested Readings:

1. Theory of plates and shells, S. Timoshenko and W. Krieger, Mc Graw Hill. 1959
2. Design and construction of concrete shell roofs, G.S. Ramaswamy, CBS Pub 1986
3. Thin Shells Theory and Problems, J. Ramchandran, Universities press, 1993.

NPTEL References :

1. <https://archive.nptel.ac.in/courses/105/103/105103209/>



Course Code	Course Title				Core/Elective		
PE 1129 SE	Structural Optimization				Elective		
Prerequisite	Contact Hours per Week				CIE	SEE	Credits
	L	T	D	P			
-	3	-	-	-	30	70	3

Course Objectives

- Learn the optimization techniques and linear optimization.
- Study the non-linear optimization and non-linear constrained optimization.
- Understand the dynamic programming, decision theory and simulations.
- Understand the simulation techniques
- Apply optimization techniques for simple structures.

Course Outcomes

After completing this course, the student will be able to:

1. Become confident at optimization techniques, linear optimization, algorithm, etc.
2. Learn the nonlinear optimization and one dimensional minimization methods.
3. Study the non-linear optimization-II by different methods.
4. To understand the advantages of simulation techniques
5. Use the optimization techniques for simple structures.

UNIT – I

Introduction to optimization: Introduction, basic theory and elements of Optimization, Terminology and definitions, Basic principles and procedure of optimization, Engineering applications of Optimization.

Classical Methods of Optimization: Trial and error method, Monte-Carlo method, Lagrangian multiplier method, illustrative examples

Linear Programming: Introduction, terminology, formulation of LPP, graphical and algebraic methods of solving LPP, standard form and canonical form of linear programming, geometrical interpretation, illustrative examples.

UNIT – II

Linear Programming: Simplex methods, Artificial variable techniques, solution of simultaneous equations, Dual formulations - illustrative examples.

Network analysis: Modifications and improvements on CPM/PERT

Transportation and Assignment problem: Introduction, terminology, formulation and solution of mathematical models, illustrative examples.

UNIT – III

Non-Linear Programming: local and global optimum, problem formulation, Unconstrained and constrained methods of Optimization-Kuhn Tucker conditions, Lagrangian Multiplier methods, graphical method, Univariate search method, Steepest Descent Methods, quadratic programming problem, Wolfe modified simplex method, illustrative examples.

UNIT – IV


Dynamic programming: Introduction, terminology, need and characteristics of dynamic programming, formulation, solution of LPP, applications, illustrative examples

Decision theory: Introduction, types, decision trees.

Simulation: Introduction, advantages, limitations, types, applications.

UNIT – V

Structural Optimization: Optimum structural design of rectangular timber beam, reinforced concrete rectangular, T and L beams, concrete mix proportioning, reinforced concrete deep beams, planar trusses, Procedure of optimization for structural grid and slab.




Suggested Readings:

1. Engineering Optimization, S.S. Rao, New Age Internationals (1999).
2. Systems Analysis for Civil Engineers, Paul, J.O., John Wiley & Sons (1988)
3. Fundamentals of Optimum Design in Engineering, S.S. Bhavikatti, New Age International Publishers.
4. Operation Research, S. Kalavathy, Vikas Publishing house Pvt Ltd. Second edition

NPTEL References :

1. <https://archive.nptel.ac.in/courses/105/108/105108127/>



Course Code	Course Title					Core/Elective	
PE 1130 SE	Fracture Mechanism in Concrete Structures					Elective	
Prerequisite	Contact Hours per Week				CIE	SEE	Credits
	L	T	D	P			
-	3	-	-	-	30	70	3

Course Objectives

The objectives of the course are to impart knowledge of the:

- Identify and classify cracking of concrete structures based on fracture mechanics.
- Implement stress intensity factor for notched members.
- Apply fracture mechanics models to high strength concrete and FRC structures.
- Compute J-integral for various sections understanding the concepts of LEFM.

Course Outcomes

After the completion of the course, the student will be able to:

1. Recognize cracks in concrete structures based on fracture mechanics.
2. Recognize type of failures in concrete structures.
3. Determine stress intensity factors.
4. Develop different material models.
5. Develop numerical models.

UNIT - I

Introduction: Basic fracture mechanics, crack in a structure, mechanisms of fracture and crack.

UNIT - II

Growth, cleavage fracture, ductile fracture, fatigue cracking, environment assisted cracking, service failure analysis

UNIT - III

Stress at crack tip: Stress at crack tip, linear elastic fracture mechanics, Griffith's Criteria, Stress intensity factors, crack tip plastic zone, Erwin's plastic zone correction, R curves, compliance, J integral, concept of CTOD and CMD

UNIT - IV

Material Models: General concepts, crack models, band models, models based on continuum

UNIT - V


Damage Mechanics: Applications to high strength concrete, fibre reinforced concrete, crack concepts and numerical modelling.

Suggested Readings:

1. Fracture Mechanics, Suri, C.T. and Jin, Z. H., 1st Edition, Elsevier Academic Press, 2012.
2. Elementary Engineering Fracture Mechanics, Broek David, 3rd Edition, Springer, 1982.
3. Fracture Mechanics of Concrete Structures – Theory and Applications, Elfgreen, L., RILEM Report, Chapman and Hall, 1989.
4. Fracture Mechanics – Applications to Concrete, Victor, Li C., Bazant Z. P., ACI SP118, ACI Detroit, 1989.

NPTEL References :

1. <https://archive.nptel.ac.in/courses/112/106/112106065/>



Course Code	Course Title					Core/Elective	
PE 1131 SE	Infrastructural Engineering & Management					Elective	
Prerequisite	Contact Hours per Week				CIE	SEE	Credits
	L	T	D	P			
-	3	-	-	-	30	70	3

Course Objectives

The objectives of the course are to impart knowledge of the:

- To enable the student to understand the fundamental concepts of infrastructure management.
- To study the concepts of planning for supply and demand of infrastructure
- To make the students to understand the importance of Risk management framework for infrastructure projects
- To understand the importance of contract laws & legal frame work in infrastructure project.
- To get the knowledge on various risks involved in infrastructure project.

After the completion of the course, the student will be able to:

1. Understand the concept of basic infrastructure terminology and Indian scenario of infrastructure.
2. Understand infrastructure planning and forecast the demand and level of service of infrastructure
3. Develop a risk management framework for infrastructure project.
4. Understand the challenges in various risks involved in infrastructure project.
5. Apply the concepts contract laws and legal agreement in infrastructure project.

UNIT I

Introduction to Infrastructure

Definition of basic terminologies, role of infrastructure in economic development, types of infrastructure, measurement of infrastructure capacity, Indian scenario in respect of adequacy and quality.

UNIT II

Infrastructure Planning

Goals and objectives of infrastructure planning, identification and quantification of the casual factors are influencing the demand for infrastructure, review and application of techniques to estimate supply and demand for infrastructure, models to forecast the demand and level of service of infrastructure.

UNIT III

Strategies for Infrastructure Projects

Risk management framework for infrastructure projects, shaping the planning phase of infrastructure projects to mitigate risks, designing sustainable contracts, sustainable development of infrastructure, innovative design and maintenance of infrastructure facilities.

UNIT IV

Challenges in Infrastructure Planning

Mapping and facing the landscape of risks in infrastructure projects, economic and demand risks, socio environmental risks, cultural risks in international, infrastructure projects, legal and contractual issues in infrastructure, challenges in construction and maintenance of infrastructure

UNIT V

Contract Laws & Legal Framework of Construction

Introduction contracts; Indian contract act-1872, provision of the act, classification of contracts, contract documents, types of contract, alternative dispute resolution methods-negotiations, mediations, conciliation, dispute resolution boards, arbitration, litigation.

Text Book:

1. Goodman, Alvin S. and Makar and Hastak. Infrastructure Planning Handbook: 2006.
2. Revelle, C.S., Whit latch, E.E. and Wright, J.R. Civil and Environmental Systems Engineering; Prentice Hall, 2004.

Suggested Reading:

1. Hudson, W.R., Haas, R. and Uddin, W. Infrastructure Management; McGraw Hill, 1997.

NPTEL References :

1. <https://archive.nptel.ac.in/courses/105/106/105106188/>

A handwritten signature in green ink, appearing to be 'P. H. S.', is written across the page.

Course Code	Course Title				Core/Elective		
PE 1132 SE	Advanced Foundation Design				Elective		
Prerequisite	Contact Hours per Week				CIE	SEE	Credits
	L	T	D	P			
-	3	-	-	-	30	70	3

Course Objectives

The objectives of the course are to impart knowledge of the:

- Deal with field problems.
- Understand the principle and evaluate bearing capacity and settlements of shallow foundations.
- Understand the principles and design of pile foundations.
- Understand the analysis of well foundations and design of well foundations.
- Understand the concept of coffer dams and sheet piles.

Course Outcomes

After the completion of the course, the student will be able to:

1. Decide the sustainability of soil strata for different projects.
2. Design shallow foundations by deciding the bearing capacity of Soil.
3. Analyze and design the pile foundation.
4. Understand analysis methods and design for well foundation.
5. Interpret and implement the concepts of coffer dams and sheet piles.

UNIT - I:

Soil exploration: Planning of Soil Exploration for different Projects, Methods of Subsurface exploration, Methods of boring along with various penetration tests.

UNIT - II:

Shallow Foundation: Requirements for satisfactory performance of foundations, Methods of Estimating bearing capacity by Terzaghi's, Meyerhof, Hansen's, IS code theories and plate load test, settlements of footings, proportioning of footings using field test data.

UNIT - III:

Pile Foundations: Estimation of load carrying capacity of single and pile group under various loading conditions by Static, Dynamic methods and pile load test, settlement of pile foundation, code provisions, design of single pile and pile groups, Negative skin friction.

UNIT - IV:

Well Foundations: Types, components, construction methods, design methods (IS and IRC) approaches, check for stability, base pressure, side pressure and deflection, Elastic theory and ultimate Resistance methods.

UNIT - V:

Coffer Dams, various types, construction methods of various types of coffer dams, analysis and design of flexible sheet piles for cohesive and cohesion less soils, Open cuts, sheeting and bracing systems in shallow and deep open cuts in different soil types.

References:

1. N. P. Kurian, "Design of Foundation System", Narosa Publishing House, 2006.
2. J. E. Bowles, "Foundation Analysis and Design, Tata Mc Graw Hill New York, 2017.

Suggested Reading:

1. Swami Saran, "Analysis and Design of Substructures", Oxford and IBH Publishing Co. Pvt. Ltd, New Delhi, 2008.
2. Braja M Das, "Principles of foundation engineering", Cengage India Private Ltd., 2017.

NPTEL References : 1. <https://archive.nptel.ac.in/courses/105/105/105105207/>



Course Code	Course Title					Core/Elective	
PE 1133 SE	Design Of Industrial Structures					Elective	
Prerequisite	Contact Hours per Week				CIE	SEE	Credits
	L	T	D	P			
-	3	-	-	-	30	70	3

Course Objectives
The objectives of the course are to impart knowledge of the:

- To impart a broad knowledge in load calculations for gantry girders and detailed design of gantry girder cross section.
- To make the student well versed with the loading theories and design procedures in bunkers and silos.
- The student should know about various accessories of steel chimneys and get thorough knowledge in the design and stability aspects.
- The student should know the advantages of cold formed sections and the problems associated with them. A thorough knowledge.
- The student will be made to learn the fire models, fire engineering design of steel structures and mechanical properties of steel at elevated temperatures. A detailed knowledge about Fire resistance and fire performance assessment for steel will be imparted.

Course Outcomes
After the completion of the course, the student will be able to:

- Compute design loads and design Steel Gantry Girders for various complex situations.
- Analyze and design bunkers and silos and can effectively get them executed with the knowledge acquired during the course.
- Evaluate various components of steel chimneys and design chimneys along with foundations.
- Understanding the cold formed sections and the related difficulties and problems also design various structural components using cold formed sections.
- Perform fire engineering design of steel structures and evaluate fire performance of steel

UNIT - I

Steel Gantry Girders – Introduction, loads acting on gantry girder, permissible stress, types of gantry girders and crane rails, crane data, maximum moments and shears, construction detail, design procedure.

UNIT - II

Bunkers and Silos: introduction - general design principles- design theories Janssen's Theory and Airy's Theory - Detailed design of bunkers and silos as per IS 9178 – Part I & II.

UNIT - III

Steel Chimneys: Introduction, dimensions of steel stacks, chimney lining, breech openings and access ladder, loading and load combinations, design considerations, stability consideration, design of base plate, design of foundation bolts, design of foundation.

UNIT-IV

Design of Cold Formed Sections : Introduction to cold formed structures, advantages, stiffened and un stiffened elements, local buckling and post buckling strength, shear lag and flange curling, unusually wide flange section, short span sections, members subjected to axial tension, compression and bending, design of beams and columns. Use of cold formed sections in pre – engineered Buildings.

UNIT – V

Fire Resistant Design: Introduction, design curves and fire models, fire engineering design of steel structures – calculation approach, Calculation of temperature rise in steel members, mechanical properties of steel at elevated temperatures, time to reach limiting temperature, passive protection for steel work, fire resistance and fire performance assessment for steel.



Text Books:

1. B. C. Punmia , Jain Ashok Kr., Jain Arun Kr, "Design of Steel Structure", Lakshmi Publishers, 2015.
2. Dr.Ram Chandra," Design of Steel Structures", Standard Publishers, 2009.
3. N.Subramanian," Design of Steel Structures", Oxford University Press, 2016.

Suggested Reading:

1. G. J. Hancock, T. M. Murray and D. S. Ellifritt," Cold – formed steel structures to the AISC Specification", Marcel Dekker, Inc. New York.
2. B. Davison and G. W. Owens," Steel designers manual", the steel construction institute", Wiley Blackwell, 2016

NPTEL References :

1. <https://archive.nptel.ac.in/courses/105/106/105106113/>



Course Code	Course Title					Core/Elective	
MC 5121 ME	Research Methodology and IPR					Mandatory Course	
Prerequisite	Contact Hours per Week				CIE	SEE	Credits
	L	T	D	P			
-	3	-	-	-	30	70	3

Course Objectives

To make students to

- Motivate to choose research as career
- Formulate the research problem, prepare the research design
- Identify various sources for literature review and data collection report writing
- Equip with good methods to analyse the collected data
- Know about IPR copyrights

Course Outcomes

1. Define research problem, review and assess the quality of literature from various sources
2. Improve the style and format of writing a report for technical paper/ Journal report, understand and develop various research designs
3. Collect the data by various methods: observation, interview, questionnaires
4. Analyse problem by statistical techniques: ANOVA, F-test, Chi-square
5. Understand apply for patent and copyrights

UNIT - I

Research Methodology: Objectives and Motivation of Research, Types of Research, research approaches, Significance of Research, Research Methods Verses Methodology, Research Process, Criteria of Good Research, Problems Encountered by Researchers in India, Benefits to the society in general. Defining the Research Problem: Selection of Research Problem, Necessity of Defining the Problem

UNIT - II

Literature Survey and Report writing: Importance and purpose of Literature Survey, Sources of Information, Assessment of Quality of Journals and Articles, Need of Review, Guidelines for Review, Record of Research Review.

Report writing: Meaning of interpretation, layout of research report, Types of reports, Mechanism of writing a report. **Research Proposal Preparation:** Writing a Research Proposal and Research Report, Writing Research Grant Proposal.

UNIT - III

Research Design: Meaning of Research Design, Need of Research Design, Feature of a Good Design, Important Concepts Related to Research Design, Different Research Designs, Basic Principles of Experimental Design, Developing a Research Plan, Steps in sample design, types of sample designs.

UNIT - IV

Data Collection and Analysis: Methods of data collection, Data organization, Methods of data grouping, Diagrammatic representation of data, Graphic representation of data. Importance of Parametric, non-parametric test, testing of variance of two normal populations, use of Chi-square, ANOVA, F-test, z-test


UNIT - V

Intellectual Property Rights: Meaning, Nature, Classification and protection of Intellectual Property, the main forms of Intellectual Property, Concept of Patent, Patent document, Invention protection, granting of patent, Rights of a patent, Licensing, Transfer of technology.



Suggested Readings:

2. C.R Kothari, Research Methodology, Methods & Techniques; New Age International Publishers, 2004
3. R. Ganesan, Research Methodology for Engineers, MJP Publishers, 2011
4. Y.P. Agarwal, Statistical Methods: Concepts, Application and Computation, Sterling Publications Pvt. Ltd., New Delhi, 2004
5. G.B. Reddy, Intellectual Property Rights and the Law 5th Ed. 2005 Gogia Law Agency
6. Ajit Parulekar and Sarita D'Souza, Indian Patents Law – Legal & Business Implications, Macmillan India Ltd, 2006



Course Code	Course Title				Core/Elective		
OE 9101 CE	Cost Management of Engineering Projects				Open Elective		
Prerequisite	Contact Hours per Week				CIE	SEE	Credits
	L	T	D	P			
-	3	-	-	-	30	70	3

Course Objectives

- To apply modern software packages to conduct analysis of real world data.
- To understand the technical underpinning of engineering economic analysis.
- The ability to apply the appropriate analytical techniques to a wide variety of real world problems and data sets.
- To summarize and present the analysis results in a clear and coherent manner.

Course Outcomes

1. Students should be able to learn the cost concepts in decision making
2. Student should be able to do cost planning and Marginal Costing
3. Students should be able to create a database for operational control and decision making.

UNIT-I

Introduction and Overview of the Strategic Cost Management Process: Cost concepts in decision-making; Relevant cost, Differential cost, Incremental cost and Opportunity cost. Objectives of a Costing System; Inventory valuation; Creation of a Database for operational control; Provision of data for Decision-Making.

UNIT-II

Project: meaning, Different types, why to manage, cost overruns centers, various stages of project execution: conception to commissioning. Project execution as conglomeration of technical and non-technical activities. Detailed Engineering activities. Pre project execution main clearances and documents Project team: Role of each member. Importance Project site: Data required with significance. Project contracts. Types and contents. Project execution Project cost control. Bar charts and Network diagram. Project commissioning: mechanical and process.

UNIT-III

Cost Behavior and Profit Planning Marginal Costing: Distinction between Marginal Costing and Absorption Costing; Break-even Analysis, Cost-Volume-Profit Analysis. Various decision-making problems. Standard Costing and Variance Analysis.

Pricing strategies: Pareto Analysis. Target costing, Life Cycle Costing. Costing of service sector. Just-in-time approach, Material Requirement Planning, Enterprise Resource Planning, Total Quality Management and Theory of constraints.

UNIT-IV

Activity-Based Cost Management: Bench Marking; Balanced Score Card and Value-Chain Analysis. Budgetary Control; Flexible Budgets; Performance budgets; Zero-based budgets. Measurement of Divisional profitability pricing decisions including transfer pricing.

UNIT-V

Quantitative techniques for cost management: Linear Programming, PERT/CPM, Transportation problems, Assignment problems, Simulation, Learning Curve Theory.

Suggested Readings:

1. Cost Accounting – A Managerial Emphasis, Prentice Hall of India, New Delhi
2. Charles T. Horngren and George Foster, Advanced Management Accounting
3. Robert S Kaplan Anthony A. Alkinson, Management & Cost Accounting

A handwritten signature in green ink, appearing to be 'R. S. Kaplan' or similar, with a horizontal line underneath.

Course Code	Course Title				Core/Elective		
OE 9102 CS	Business Analytics				Open Elective		
Prerequisite	Contact Hours per Week				CIE	SEE	Credits
	L	T	D	P			
-	3	-	-	-	30	70	3

Course Objectives

- Understand the role of business analytics within an organization
- Analyse data using statistical and data mining techniques and understand relationships between the underlying business processes of an organization
- To gain an understanding of how managers use business analytics to formulate and solve business problems and to support managerial decision making
- To become familiar with processes needed to develop, report, and analyse business data
- Use decision-making tools/Operations research techniques
- Manage business process using analytical and management tools
- Analyse and solve problems from different industries such as manufacturing, service, retail, software, banking and finance, sports, pharmaceutical, aerospace etc.
- Student will able to understand the basic rules of research formulation and procedure for obtaining patent rights

Course Outcomes

1. Students will demonstrate knowledge of data analytics
2. Students will demonstrate the ability of think critically in making decisions based on data and deep analytics
3. Students will demonstrate the ability to use technical skills in predicative and prescriptive modelling to support business decision-making
4. Students will demonstrate the ability to translate data into clear, actionable insights

UNIT-I

Business analytics: Overview of Business analytics, Scope of Business analytics, Business Analytics Process, Relationship of Business Analytics Process and organization, competitive advantages of Business Analytics.

Statistical Tools: Statistical Notation, Descriptive Statistical methods, Review of probability distribution and data modelling, sampling and estimation methods overview.

UNIT-II

Trendiness and Regression Analysis: Modelling Relationships and Trends in Data, simple Linear Regression. Important Resources, Business Analytics Personnel, Data and models for Business analytics, problem solving, Visualizing and Exploring Data. Business Analytics Technology.

UNIT-III

Organization Structures of Business analytics, Team management, Management Issues, Designing Information Policy, Outsourcing, Ensuring Data Quality, measuring contribution of Business analytics, Managing Changes. Descriptive Analytics, predictive analytics, predicative Modelling, Predictive analytics analysis, Data Mining, Data Mining Methodologies, Prescriptive analytics and its step in the business analytics Process, Prescriptive Modelling, nonlinear Optimization.



UNIT-IV

Forecasting Techniques: Qualitative and Judgmental Forecasting, Statistical Forecasting Models, Forecasting Models for Stationary Time Series, Forecasting Models for Time Series with a Linear Trend, Forecasting Time Series with Seasonality, Regression Forecasting with Casual Variables, Selecting Appropriate Forecasting Models.

Monte Carlo Simulation and Risk Analysis: Monte Carle Simulation Using Analytic Solver Platform, New-Product Development Model, Newsvendor Model, Overbooking Model, Cash Budget Model.

UNIT-V

Decision Analysis: Formulating Decision Problems, Decision Strategies with the without 8 Outcome Probabilities, Decision Trees, The Value of Information, Utility and Decision Making.

Recent Trends in Embedded and collaborative business intelligence, Visual data 4 recovery, Data Storytelling and Data journalism.

Suggested Readings:

1. Business analytics Principles, Concepts, and Applications by Marc J. Schniederjans, Dara G. Schniederjans, Christopher M. Starkey, Pearson FT Press.
2. Business Analytics by James Evans, persons Education.



Course Code	Course Title					Core/Elective	
OE 9103 EC	Embedded System Design					Open Elective	
Prerequisite	Contact Hours per Week				CIE	SEE	Credits
	L	T	D	P			
-	3	-	-	-	30	70	3

Course Objectives

- Detailed overview of important concepts of Embedded system
- Analyse PIC microcontroller, its features and programming
- Describe ARM Microcontroller architectural details and instruction set
- Understand ARM Memory management
- Learn the techniques to develop an embedded system and case studies

Course Outcomes

After completing this course, the student will be able to:

1. Understand the fundamentals of the embedded system design
2. Enumerate the instruction set of ARM Processor by studying the architecture of ARM core
3. Acquire knowledge on the serial, parallel and network communication protocols.
4. Learn the embedded system design life cycle and co-design issues.
5. List the various embedded software development tools used in the design of embedded system for various applications.

UNIT I

Introduction to Embedded Systems: Overview of Embedded System Architecture, Challenges & Trends of Embedded Systems, Hardware Architecture, Software Architecture. Application areas of Embedded Systems and Categories of Embedded Systems. Embedded System Design and Co-Design issues and Design Cycle Process

UNIT II

PIC 18: Family Overview, Architecture, Instruction Set, Addressing modes. Timers, interrupts of PIC 18, Capture/Compare and PWM modules of PIC 18

UNIT III

ARM Architecture: ARM Design Philosophy, Registers, Program Status Register, Instruction Pipeline, Interrupts and Vector Table, Architecture Revision, ARM Processor Families. Instruction Set: Data Processing Instructions, Addressing Modes, Branch, Load, Store Instructions, PSR Instructions, Conditional Instructions.

UNIT IV

ARM Thumb Instruction Set: Register Usage, Other Branch Instructions, Data Processing Instruction Single-Register and Multi Register Load-Store Instructions, Stack, Software Interrupt Instructions. Exception and interrupt handling.

ARM Memory Management: Cache Architecture, Policies, Flushing and Caches, MMU, Page Tables, Translation Access Permissions, Context Switch.

UNIT V

Embedded Software Development Tools, Host and Target Machines, Linkers/Locators for Embedded Software, Getting Embedded Software into the Target System. Debugging Techniques.

Case Studies: Design of Embedded Systems using Microcontrollers—for applications in the area of communications and automotives. (GSM/GPRS, CAN, Zigbee)

Suggested Readings:

1. Raj Kamal, Embedded Systems – Architecture, Programming and Design, 2nd Edition, TMH, 2008.
2. Andrew N. Sloss, Dominic Symes, Chris Wright, ARM Systems Developer's Guides – Designing & Optimizing System Software, Elsevier, 2008.
3. Mazidi, MCKinlay and Danny Causey, PIC Microcontrollers and Embedded Systems, Pearson Education, 2007
4. David.E. Simon, An Embedded Software Primer, 1st Edition, Pearson Education, 1999
5. Jonathan W. Valvano, Embedded Microcomputer Systems, Real Time Interfacing, Thomas Learning, 1999.



Course Code	Course Title					Core/Elective	
OE 9104 EE	Waste to Energy					Open Elective	
Prerequisite	Contact Hours per Week				CIE	SEE	Credits
	L	T	D	P			
-	3	-	-	-	30	70	3
Course Objectives							
➤ To enable students to aware about the generation of energy from the waste.							
Course Outcomes							
1. Students should able to learn the Classification of waste as a fuel.							
2. Students should able to learn the Manufacture of charcoal.							
3. Students should able to carry out the designing of gasifiers and biomass stoves.							
4. Student should able to learn the Biogas plant technology.							

UNIT-I

Introduction to Energy from Waste: Classification of waste as fuel – Agro based, Forest residue, Industrial waste - MSW – Conversion devices – Incinerators, gasifiers, digestors. Biomass Pyrolysis: Pyrolysis – Types, slow fast – Manufacture of charcoal – Methods - Yields and application – Manufacture of pyrolytic oils and gases, yields and applications.

UNIT-II

Biomass Gasification: Gasifiers – Fixed bed system – Downdraft and updraft gasifiers – Fluidized bed gasifiers – Design, construction and operation – Gasifier burner arrangement for thermal heating – Gasifier engine arrangement and electrical power – Equilibrium and kinetic consideration in gasifier operation.

UNIT-III

Biomass Combustion: Biomass stoves – Improved chullahs, types, some exotic designs, fixed bed combustors, Types, inclined grate combustors, Fluidized bed combustors, Design, construction and operation - Operation of all the above biomass combustors.

UNIT-IV

Biogas: Properties of biogas (Calorific value and composition) - Biogas plant technology and status - Bio energy system - Design and constructional features - Biomass resources and their classification - Biomass conversion processes - Thermo chemical conversion - Direct combustion - biomass gasification - pyrolysis and liquefaction

UNIT-V

Biochemical conversion: Anaerobic digestion - Types of biogas Plants – Applications - Alcohol production from biomass - Bio diesel production - Urban waste to energy conversion - Biomass energy programme in India.

Suggested Readings:

1. Non-Conventional Energy, Desai, Ashok V., Wiley Eastern Ltd., 1990.
2. Biogas Technology - A Practical Hand Book, Khandelwal, K. C. and Mahdi, S. S., Vol. I & II, Tata McGraw Hill Publishing Co. Ltd., 1983.
3. Food, Feed and Fuel from Biomass, Challal, D. S., IBH Publishing Co. Pvt. Ltd., 1991.
4. Biomass Conversion and Technology, C. Y. WereKo-Brobby and E. B. Hagan, John Wiley & Sons, 1996.

Handwritten signature

Course Code	Course Title					Core/Elective	
OE 9105 ME	Industrial Safety					Open Elective	
Prerequisite	Contact Hours per Week				CIE	SEE	Credits
	L	T	D	P			
-	3	-	-	-	30	70	3

Course Objectives

- Causes for industrial accidents and preventive steps to be taken.
- Fundamental concepts of Maintenance Engineering.
- About wear and corrosion along with preventive steps to be taken
- The basic concepts and importance of fault tracing.
- The steps involved in carrying out periodic and preventive maintenance of various equipments used in industry

Course Outcomes

After completing this course, the student will be equipped with:

1. concepts of engineering systems safety
2. Identify the causes for industrial accidents and suggest preventive measures.
3. Identify the basic tools and requirements of different maintenance procedures.
4. Apply different techniques to reduce and prevent Wear and corrosion in Industry.
5. Identify different types of faults present in various equipments like machine tools, IC Engines, boilers etc.
6. Apply periodic and preventive maintenance techniques as required for industrial equipments like motors, pumps and air compressors and machine toolset.

UNIT-I

Industrial safety: Accident, causes, types, results and control, mechanical and electrical hazards, types, causes and preventive steps/procedure, describe salient points of factories act 1948 for health and safety, wash rooms, drinking water layouts, light, cleanliness, fire, guarding, pressure vessels, etc., Safety colour codes. Fire prevention and fire fighting, equipment and methods.

UNIT-II

Fundamentals of maintenance engineering: Definition and aim of maintenance engineering, Primary and secondary functions and responsibility of maintenance department, Types of maintenance, Types and applications of tools used for maintenance, Maintenance cost & its relation with replacement economy, Service life of equipment.

UNIT-III

Wear and Corrosion and their prevention: Wear- types, causes, effects, wear reduction methods, lubricants-types and applications, Lubrication methods, general sketch, working and applications, i. Screw down grease cup, ii. Pressure grease gun, iii. Splash lubrication, iv. Gravity lubrication, v. Wick feed lubrication vi. Side feed lubrication, vii. Ring lubrication, Definition, principle and factors affecting the corrosion. Types of corrosion, corrosion prevention methods.



UNIT-IV


Fault tracing: Fault tracing-concept and importance, decision tree concept, need and applications, sequence of fault finding activities, show as decision tree, draw decision tree for problems in machine tools, hydraulic, pneumatic, automotive, thermal and electrical equipment's like, I. Any one machine tool, ii. Pump iii. Air compressor, iv. Internal combustion engine, v. Boiler, vi. Electrical motors, Types of faults in machine tools and their general causes.

UNIT-V

Periodic and preventive maintenance: Periodic inspection-concept and need, degreasing, cleaning and repairing schemes, overhauling of mechanical components, overhauling of electrical motor, common troubles and remedies of electric motor, repair complexities and its use, definition, need, steps and advantages of preventive maintenance. Steps/procedure for periodic and preventive maintenance of: I. Machine tools, ii. Pumps, iii. Air compressors, iv. Diesel generating (DG) sets, Program and schedule of preventive maintenance of mechanical and electrical equipment, advantages of preventive maintenance. Repair cycle concept and importance.

Suggested Readings:

1. Maintenance Engineering Handbook, Higgins & Morrow, Da Information Services.
2. Maintenance Engineering, H. P. Garg, S. Chand and Company.
3. Pump-hydraulic Compressors, Audels, McGraw Hill Publication
4. Foundation Engineering Handbook, Winterkorn, Hans, Chapman & Hall London



Course Code	Course Title					Core/Elective	
AD 9001 HS	English for Research Paper Writing					Audit I	
Prerequisite	Contact Hours per Week				CIE	SEE	Credits
	L	T	D	P			
-	2	-	-	-	30	70	-

Course Objectives

- Understand that how to improve your writing skills and level of readability
- Understand the nuances of language and vocabulary in writing a Research Paper.
- Develop the content, structure and format of writing a research paper.
- Produce original research papers without plagiarism

Course Outcomes

After completing this course, the student will be able to:

1. Interpret the nuances of research paper writing.
2. Differentiate the research paper format and citation of sources.
3. To review the research papers and articles in a scientific manner.
4. Avoid plagiarism and be able to develop their writing skills in presenting the research work.
5. Create a research paper and acquire the knowledge of how and where to publish their original research papers.

UNIT - I

Academic Writing: Meaning & Definition of a research paper– Purpose of a research paper – Scope – Benefits, Limitations – outcomes.

UNIT - II

Research Paper Format: Title – Abstract – Introduction – Discussion – Findings, Conclusion – Style of Indentation – Font size/Font types – Indexing – Citation of sources.

UNIT - III

Research Methodology: Methods (Qualitative – Quantitative) Review of Literature. Criticizing, Paraphrasing & Plagiarism.

UNIT - IV

Process of Writing a research paper: Choosing a topic - Thesis Statement – Outline – Organizing notes - Language of Research – Word order, Paragraphs – Writing first draft –Revising/Editing - The final draft and proof reading.

UNIT - V

Research Paper Publication: Reputed Journals – National/International – ISSN No, No. of volumes, Scopus Index/UGC Journals – Free publications - Paid Journal publications – Advantages/Benefits

Presentation Skills: Developing Persuasive Presentations, Structure of Presentation, Presentation Slides, Presentation Delivery, role of the audience, what to search and cite, how to establish credibility.

Suggested Readings:

1. C. R Kothari, Gaurav, Garg, —Research Methodology Methods and Techniques, 4/e, New Age International Publishers.
2. Day R, —How to Write and Publish a Scientific Paper”, Cambridge University Press, 2006
3. MLA Hand book for writers of Research Papers, 7/e, East West Press Pvt. Ltd, New Delhi
4. Lauri Rozakis, Schaum’s, Quick Guide to Writing Great Research Papers, Tata McGraw Hills Pvt. Ltd, New Delhi.

The end

Course Code	Course Title					Core/Elective	
AD 9002 CE	Disaster Management					Audit I	
Prerequisite	Contact Hours per Week				CIE	SEE	Credits
	L	T	D	P			
-	2	-	-	-	30	70	-
Course Objectives							
<ul style="list-style-type: none"> ➤ To impart knowledge in students about the nature, causes, consequences and mitigation measures of the various natural disasters ➤ To enable the students to understand risks, vulnerabilities and human errors associated with human induced disasters ➤ To enable the students to understand and assimilate the impacts of any disaster on the affected area depending on its position/ location, environmental conditions, demographic etc. 							
Course Outcomes							
<ol style="list-style-type: none"> 1. Learn to demonstrate a critical understanding of key concepts in disaster risk reduction and humanitarian response. 2. Critically evaluate disaster risk reduction and humanitarian response policy and Practice from multiple perspectives. 3. Develop an understanding of standards of humanitarian response and practical relevance in specific types of disasters and conflict situations. 4. Critically understand the strengths and weaknesses of disaster management approaches, planning and programming in different countries, particularly their home country or the countries they work in. 							

UNIT-I

Introduction: Disaster: Definition, Factors and Significance; Difference between Hazard and Disaster; Natural and Manmade Disasters: Difference, Nature, Types and Magnitude.

UNIT-II

Repercussions of Disasters and Hazards: Economic Damage, Loss of Human and Animal Life, Destruction of Ecosystem.

Natural Disasters: Earthquakes, Volcanisms, Cyclones, Tsunamis, Floods, Droughts and Famines, Landslides and Avalanches, Man-made disaster: Nuclear Reactor Meltdown, Industrial Accidents, Oil Slicks and Spills, Outbreaks of Disease and Epidemics, War and Conflicts.

UNIT-III

Disasters Prone Areas in India: Study of Seismic Zones; Areas Prone to Floods and Droughts, Landslides and Avalanches; Areas Prone to Cyclonic and Coastal Hazards with Special Reference to Tsunami; Post-Disaster Diseases and Epidemics

UNIT-IV

Disaster Preparedness: Monitoring of Phenomena Triggering a Disaster or Hazard; Evaluation of Risk; Application of Remote Sensing, Data from Meteorological and Other Agencies, Media Reports; Governmental and Community Preparedness.

Handwritten signature

UNIT-IV

Disaster Risk: Concept and Elements, Disaster Risk Reduction, Global and National Disaster Risk Situation. Techniques of Risk Assessment, Global Co-Operation in Risk Assessment and Warning, People's Participation in Risk Assessment. Strategies for Survival. Meaning, Concept and Strategies of Disaster Mitigation, Emerging Trends in Mitigation. Structural Mitigation and Non-Structural Mitigation, Programs of Disaster Mitigation in India.

Suggested Readings:

1. R. Nishith, Singh AK, "Disaster Management in India: Perspectives, issues and strategies", New Royal Book Company.
2. Sahni, Pardeep (Eds.), "Disaster Mitigation Experiences and Reflections", PHI, New Delhi.
3. Goel S. L., "Disaster Administration and Management Text and Case Studies", Deep & Deep Publication Pvt. Ltd., New Delhi.



Course Code	Course Title					Core/Elective	
AD 9003 HS	Sanskrit for Technical Knowledge					Audit I	
Prerequisite	Contact Hours per Week				CIE	SEE	Credits
	L	T	D	P			
-	2	-	-	-	30	70	-

Course Objectives

- To get a working knowledge in illustrious Sanskrit, the scientific language in the world
- To make the novice Learn the Sanskrit to develop the logic in mathematics, science & other subjects
- To explore the huge knowledge from ancient Indian literature

Course Outcomes

1. Develop passion towards Sanskrit language
2. Decipher the latent engineering principles from Sanskrit literature
3. Correlates the technological concepts with the ancient Sanskrit history.
4. Develop knowledge for the technological progress
5. Explore the avenue for research in engineering with aid of Sanskrit

UNIT-I

Introduction to Sanskrit Language: Sanskrit Alphabets-vowels-consonants- significance of Amarakosa- parts of Speech-Morphology-creation of new words-significance of synonyms-sandhi-samasa-sutras-active and passive Voice-Past/Present/Future Tense-Syntax-Simple Sentences (elementary treatment only)

UNIT-II

Role of Sanskrit in Basic Sciences: Brahmagupthas lemmas (second degree indeterminate equations), sum of squares of n-terms of AP- sulba, sutram or baudhayana theorem (origination of Pythagoras theorem)-value of pie-Madhava's sine and cosine theory (origination of Taylor's series).
The measurement system-time-mass-length-temp, Matter elasticity-optics-speed of light (origination of Michaelson and Morley theory).

UNIT-III

Role of Sanskrit in Engineering-I (Civil, Mechanical, Electrical and Electronics Engineering):
Building construction-soil testing-mortar-town planning-Machine definition-crucible-furnace-air blower- Generation of electricity in a cell-magnetism-Solar system-Sun: The source of energy, the earth-Pingala chandasutram (origination of digital logic system)

UNIT-IV

Role of Sanskrit in Engineering-II (Computer Science Engineering & Information Technology):
Computer languages and the Sanskrit languages-computer command words and the vedic command words- analogy of pramana in memamsa with operators in computer language-sanskrit analogy of physical sequence and logical sequence, programming.


UNIT-V

Role of Sanskrit in Engineering-III (Bio-technology and Chemical Engineering): Classification of plants- plants, the living-plants have senses-classification of living creatures, Chemical laboratory location and layout- equipment-distillation vessel-kosthi yanthram

(Handwritten signature)

Suggested Readings:

1. M Krishnamachariar, History of Classical Sanskrit Literature, TTD Press, 1937.
2. M.R. Kale, A Higher Sanskrit Grammar: For the Use of School and College Students, Motilal Banarsidass Publishers, 2015.
3. Kapail Kapoor, Language, Linguistics and Literature: The Indian Perspective, ISBN- 10: 8171880649, 1994.
4. Pride of India, Samskrita Bharati Publisher, ISBN: 81-87276 27-4, 2007.
5. Shri Rama Verma, Vedas the source of ultimate science, Nag publishers, 2005.



Course Code	Course Title					Core/Elective	
AD 9004 HS	Value Education					Audit I	
Prerequisite	Contact Hours per Week				CIE	SEE	Credits
	L	T	D	P			
-	2	-	-	-	30	70	-
Course Objectives <ul style="list-style-type: none"> ➤ Understand the need and importance of Values for self-development and for National development. ➤ Imbibe good human values and Morals ➤ Cultivate individual and National character. Course Outcomes <p>After completion of the course, students will be able to:</p> <ol style="list-style-type: none"> 1. Gain necessary Knowledge for self-development 2. Learn the importance of Human values and their application in day to day professional life. 3. Appreciate the need and importance of interpersonal skills for successful career and social life 4. Emphasize the role of personal and social responsibility of an individual for all-round growth. 5. Develop a perspective based on spiritual outlook and respect women, other religious practices, equality, non-violence and universal brotherhood. 							

UNIT-I

Human Values, Ethics and Morals: Concept of Values, Indian concept of humanism, human values; Values for self-development, Social values, individual attitudes; Work ethics, moral and non-moral behaviour, standards and principles based on religion, culture and tradition.

UNIT-II

Value Cultivation, and Self-management: Need and Importance of cultivation of values such as Sense-of Duty, Devotion to work, Self-reliance, Confidence, Concentration, Integrity & discipline, and Truthfulness.

UNIT-III

Spiritual outlook and social values: Personality and Behavior, Scientific attitude and Spiritual (soul) outlook; Cultivation of Social Values Such as Positive Thinking, Punctuality, Love & Kindness, avoiding fault finding in others, Reduction of anger, forgiveness, Dignity of labour, True friendship, Universal brotherhood and religious tolerance.

UNIT-IV


Values in Holy Books: Self-management and Good health; internal & external cleanliness, Holy books versus Blind faith, Character and Competence, Equality, Nonviolence, Humility, Role of Women.

UNIT-V

Dharma, Karma and Guna: Concept of soul; Science of Reincarnation, Character and Conduct, Concept of Dharma; Cause and Effect based Karma Theory; The qualities of Devine and Devilish; Satwic, Rajasic and Tamasic gunas.

Suggested Readings:

1. Chakroborty, S.K., Values & Ethics for organizations Theory and practice, Oxford University Press, New Delhi, 1998.
2. Jaya Dayal Goyandaka, Srimad Bhagavad Gita with Sanskrit Text, Word Meaning and Prose Meaning, Gita Press, Gorakhpur, 2017.



Course Code	Course Title					Core/Elective	
AD 9011 HS	Constitution of India and Fundamental Rights					Audit II	
Prerequisite	Contact Hours per Week				CIE	SEE	Credits
	L	T	D	P			
-	2	-	-	-	30	70	-

Course Objectives

- Understand the premises informing the twin themes of liberty and freedom from a civil rights perspective and to address the growth of Indian opinion regarding modern Indian intellectuals' constitutional role and entitlement to civil and economic rights as well as the emergence of nationhood in the early years of Indian nationalism.

Course Outcomes

1. Discuss the growth of the demand for civil rights in India for the bulk of Indians before the arrival of Gandhi in Indian politics.
2. Discuss the intellectual origins of the framework of argument that informed the conceptualization of social reforms leading to revolution in India.
3. Discuss the circumstances surrounding the foundation of the Congress Socialist Party [CSP] under the leadership of Jawaharlal Nehru and the eventual failure of the proposal of direct elections through adult suffrage in the Indian Constitution.
4. Discuss the passage of the Hindu Code Bill of 1956.

UNIT-I

History of Making of the Indian Constitution: History, Drafting Committee, (Composition & Working) Philosophy of the Indian Constitution: Preamble, Salient Features.

UNIT-II

Contours of Constitutional Rights & Duties: Fundamental Rights, Right to Equality, Right to Freedom, Right against Exploitation, Right to Freedom of Religion, Cultural and Educational Rights, Right to Constitutional Remedies, Directive Principles of State Policy, Fundamental Duties.

UNIT-III


Organs of Governance: Parliament, Composition, Qualifications and Disqualifications, Powers and Functions, Executive, President, Governor, Council of Ministers, Judiciary, Appointment and Transfer of Judges, Qualifications. Powers and Functions.

UNIT-IV

Local Administration: District's Administration head: Role and Importance, Municipalities: Introduction, Mayor and role of Elected Representative CEO of Municipal Corporation, Panchayat raj: Introduction, PRI: Zilla Panchayat, Elected officials and their roles, CEO Zilla Panchayat: Position and role. Block level: Organizational Hierarchy (Different departments), Village level: Role of Elected and Appointed officials, Importance of grass root democracy.

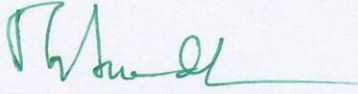
UNIT-V

Election Commission: Election Commission: Role and Functioning. Chief Election Commissioner and Election Commissioners. State Election Commission: Role and Functioning. Institute and Bodies for the welfare of SC/ST/OBC and women.



Suggested Readings:

1. The Constitution of India, 1950 (Bare Act), Government Publication.
2. Dr. S. N. Busi, Dr. B. R. Ambedkar framing of Indian Constitution, 1st Edition, 2015.
3. M. P. Jain, Indian Constitution Law, 7th Edn., Lexis Nexis, 2014.
4. D.D. Basu, Introduction to the Constitution of India, Lexis Nexis, 2015.



Course Code	Course Title					Core/Elective	
AD 9012 HS	Pedagogy Studies					Audit II	
Prerequisite	Contact Hours per Week				CIE	SEE	Credits
	L	T	D	P			
-	2	-	-	-	30	70	-
Course Objectives							
<ul style="list-style-type: none"> ➤ To present the basic concepts of design and policies of pedagogy studies. ➤ To provide understanding of the abilities and dispositions with regard to teaching techniques, curriculum design and assessment practices. ➤ To familiarize various theories of learning and their connection to teaching practice. ➤ To create awareness about the practices followed by DFID, other agencies and other researchers. ➤ To provide understanding of critical evidence gaps that guides the professional development 							
Course Outcomes							
<ol style="list-style-type: none"> 1. Illustrate the pedagogical practices followed by teachers in developing countries both in formal and informal classrooms. 2. Examine the effectiveness of pedagogical practices. 3. Understand the concept, characteristics and types of educational research and perspectives of research. 4. Describe the role of classroom practices, curriculum and barriers to learning. 5. Understand Research gaps and learn the future directions. 							

UNIT-I

Introduction and Methodology: Aims and rationale, Policy background, Conceptual framework and terminology - Theories of learning, Curriculum, Teacher education - Conceptual framework, Research questions, Overview of methodology and Searching.

UNIT-II

Thematic Overview: Pedagogical practices followed by teachers in formal and informal classrooms in developing countries - Curriculum, Teacher education

UNIT-III

Evidence on the Effectiveness of Pedagogical Practices: Methodology for the in depth stage: quality assessment of included studies - How can teacher education (curriculum and Practicum) and the school curriculum and guidance material best support effective pedagogy? - Theory of change - Strength and nature of the body of evidence for effective pedagogical practices - Pedagogic theory and pedagogical approaches – Teachers attitudes and beliefs and pedagogic strategies.

UNIT-IV


Professional Development: alignment with classroom practices and follow up support - Support from the head teacher and the community – Curriculum and assessment - Barriers to learning: Limited resources and large class sizes.

UNIT-V

Research Gaps and Future Directions: Research design – Contexts – Pedagogy - Teacher education - Curriculum and assessment – Dissemination and research impact.

Suggested Readings:

1. Ackers J, Hardman F, Classroom Interaction in Kenyan Primary Schools, *Compare*, 31 (2): 245 – 261, 2001.
2. Agarwal M, Curricular Reform in Schools: The importance of evaluation, *Journal of Curriculum Studies*, 36 (3): 361 – 379, 2004.
3. Akyeampong K, Teacher Training in Ghana – does it count? Multisite teacher education research project (MUSTER), Country Report 1. London: DFID, 2003.
4. Akyeampong K, Lussier K, Pryor J, Westbrook J, Improving teaching and learning of Basic Maths and Reading in Africa: Does teacher Preparation count? *International Journal Educational Development*, 33 (3): 272- 282, 2013.
5. Alexander R J, *Culture and Pedagogy: International Comparisons in Primary Education*, Oxford and Boston: Blackwell, 2001.
6. Chavan M, *Read India: A mass scale, rapid, learning to read campaign*, 2003.



Course Code	Course Title					Core/Elective	
AD 9013 HS	Stress Management by Yoga					Audit II	
Prerequisite	Contact Hours per Week				CIE	SEE	Credits
	L	T	D	P			
-	2	-	-	-	30	70	-
Course Objectives The Course will introduce the students to <ul style="list-style-type: none"> ➤ Creating awareness about different types of stress and the role of yoga in the management of stress. ➤ Promotion of positive health and overall wellbeing (Physical, mental, emotional, social and spiritual). ➤ Prevention of stress related health problems by yoga practice. Course Outcomes After successful completion of the course, the students will be able to <ol style="list-style-type: none"> 1. Understand yoga and its benefits. 2. Enhance Physical strength and flexibility. 3. Learn to relax and focus. 4. Relieve physical and mental tension through asanas. 5. Improve work performance and efficiency. 							

UNIT - I

Meaning and Definition of Yoga - Historical perspective of Yoga - Principles of Astanga Yoga by Patanjali.

UNIT - II

Meaning and Definition of Stress - Types of stress - Eustress and Distress. Anticipatory Anxiety and Intense Anxiety and depression. Meaning of Management- Stress Management.

UNIT - III

Concept of Stress According to Yoga - Stress assessment methods - Role of Asana, Pranayama and Meditation in the management of stress

UNIT - IV

Asanas- (5 Asanas in each posture) - Warm up - Standing Asanas - Sitting Asanas - Prone Asanas - Supine asanas - Surya Namaskar.


UNIT - V

Pranayama- Anulom and Vilom Pranayama - Nadisnudhi Pranayama - Kapalabhati Pranayama - Bhramari Pranayama - Nadasandhana Pranayama.

Meditation Techniques: Om Meditation - Cyclic meditation: Instant Relaxation technique (QRT), Quick Relaxation Technique (QRT), Deep Relaxation Technique (DRT)

Suggested Readings:

1. "Yogic Asanas for Group Training - Part-I", Janardhan Swami Yogabhyasi Mandal, Nagpur.
2. Swami Vivekananda, "Rajayoga or Conquering the Internal Nature", Advaita Ashrama (Publication Department), Kolkata.
3. Nagendra H.R and Nagaratna R, "Yoga Perspective in Stress Management", Swami Vivekananda Yoga Prakashan, Bangalore.



Course Code	Course Title					Core/Elective	
AD 9014 HS	Personality Development Through Life Enlightenment Skills					Audit II	
Prerequisite	Contact Hours per Week				CIE	SEE	Credits
	L	T	D	P			
-	2	-	-	-	30	70	-
Course Objectives <ul style="list-style-type: none"> ➤ To learn to achieve the highest goal happily ➤ To become a person with stable mind, pleasing personality and determination ➤ To awaken wisdom in students Course Outcomes <ol style="list-style-type: none"> 1. Develop their personality and achieve their highest goal of life. 2. Lead the nation and mankind to peace and prosperity. 3. Practice emotional self-regulation. 4. Develop a positive approach to work and duties. 5. Develop a versatile personality. 							

UNIT - I

Neetisatakam – Holistic Development of Personality - Verses 19, 20, 21, 22 (Wisdom) - Verses 29, 31, 32 (Pride and Heroism) - Verses 26,28,63,65 (Virtue)

UNIT - II

Neetisatakam – Holistic Development of Personality (cont'd) - Verses 52, 53, 59 (don'ts) - Verses 71,73,75 & 78 (do's) - Approach to day to day works and duties.

UNIT - III

Introduction to Bhagavadgeetha for Personality Development - Shrimad Bhagavadgeetha: Chapter 2 – Verses 41, 47, 48 - Chapter 3 – Verses 13,21,27,35 - Chapter 6 – Verses 5,13,17,23,35 - Chapter 18 –Verses 45, 46, 48 Chapter – 6: Verses 5, 13, 17, 23, 35; Chapter – 18: Verses 45, 46, 48

UNIT - IV

Statements of Basic Knowledge - Shrimad Bhagavadgeetha: Chapter 2- Verses 56, 62,68 - Chapter 12 – Verses 13, 14, 15, 16, 17, 18 - Personality of Role model from Shrimad Bhagawat Geeta.

UNIT - V

Role of Bhagavadgeetha in the Present Scenario - Chapter 2 –Verses 17 - Chapter 3 – Verses 36, 37, 42 - Chapter 4 – Verses 18, 38, 39 - Chapter 18 – Verses 37, 38, 63.

Suggested Readings:

1. Srimad Bhagavad Gita, Swami. Swarupananda Advaita Ashram (Publication Department), Kolkata
2. Bhartrihari's Three Satakam (Niti-sringar-vairagya), P.Gopinath, Rashtriya Sanskrit Sansthanam, New Delhi

Online Resources: NTPEL: <http://nptel.ac.in/downloads/109104115/>

Course Code	Course Title					Core/Elective	
PC 1151 SE	Structural Design Lab					Core	
Prerequisite	Contact Hours per Week				CIE	SEE	Credits
	L	T	D	P			
-	-	-	-	2	50	-	1
Course Outcomes							
After completing this course, the student will be able to:							
<ol style="list-style-type: none"> 1. Calculate design seismic force acting on a structure subjected to earthquake loading. 2. Calculation of lateral force distribution. 3. Design and detail all the structural components of frame buildings for seismic forces 4. Design and detail all the structural components of frame buildings for wind forces 5. Design and detail complete multi-storey building. 							

Syllabus Content:

Seismic & Wind Analysis and Design:

1. Calculation of design seismic force by static and dynamic methods of IS 1893.
2. Calculation of lateral force distribution as per Torsion provisions of IS 1893.
3. Beam design of an RC frame building as per IS 13920.
4. Column design of an RC frame building as per IS 13920.
5. Beam-column joint design of an RC frame building as per IS 13920.
6. Complete manual seismic analysis, design and detailing of a RCC building and its comparison with any structural analysis and design software.
7. Calculation of wind pressures and design forces on walls and roof of a rectangular building.
8. Calculation of design wind forces on a RC building using force coefficient method.

Note: All the experiments/assignments should be done manually by individual student and the analysis & design results should be compared using latest structural analysis and design software.

Course Code	Course Title					Core/Elective	
PC 1152 SE	Advanced Concrete Technology Lab					Core	
Prerequisite	Contact Hours per Week				CIE	SEE	Credits
	L	T	D	P			
-	-	-	-	2	50	-	1

Course Outcomes

After completing this course, the student will be able to:

1. Understand the rheology of special Concrete- fly ash based Concrete- geo-polymer Concrete and Fibre Reinforced Concrete.
2. High strength – Mix design
3. Conduct cube, cylinder strength and modulus of rupture of Normal concrete and Geopolymer concrete.
4. Conduct of NDT of concrete

List of Experiments

1. To determine fresh properties of Concrete.
2. Study of stress-strain curve of concrete, correlation between cube strength, cylinder strength, split tensile strength and modulus of rupture.
3. Mix proportion on fly-ash based Geo-polymer concrete for compressive strength.
4. Mix proportion on GGBS based Geo-polymer concrete for compressive strength.
5. Cube compressive strength of fly-ash based and GGBS based Geo- polymer concrete.
6. Split tensile strength of Geo-polymer concrete.
7. Modulus of rupture of Geo-polymer concrete.
8. Development of correlation between Non-Destructive and Destructive Tests using Rebound Hammer and UPV instruments



Course Code	Course Title						Core/Elective
PC 1153 SE	Virtual Smart Structures and Dynamics Lab						Core
Prerequisite	Contact Hours per Week				CIE	SEE	Credits
	L	T	D	P			
Structural Dynamics	-	-	-	2	50	-	1

Course Outcomes

After the completion of the course, the student will be able to:

1. Understand the behavior of structures subjected to dynamic loadings like wind, earthquake and blasting.
2. Understand the dynamic characteristics of structures instrumented with smart piezoelectric sensors.
3. Visualize shear lag effect and Rebar Corrosion
4. Draw response spectrum curve for given condition
5. Measure displacements using Photogrammetry

List of Experiments:

Simulation based: (A

ny 10 experiments from the list below)

1. Simple Harmonic Oscillator.
2. Free Vibration of S.D.O.F System
3. Forced Vibration of S.D.O.F System
4. Impulse Response of S.D.O.F System
5. Concept of Response Spectrum
6. Vibration of M.D.O.F System
7. Behaviour of Rigid Blocks
8. Torsional Response of Building
9. Continuous Systems
10. Vibration Control
11. Modes of Vibration of Simply Supported Beam Under Flexure
12. Modes of Vibration of Simply Supported Plate
13. Vibration Characteristics of Aluminium Cantilever Beam Using Piezoelectric Sensors
14. Identification of High Frequency Axial Modes of Beam in "Free-Free" Condition.
15. Forced Excitation of Steel Beam Using Portable Shaker.

e-resources:

1. <http://sd-iiith.vlabs.ac.in/Introduction.html> (For Experiments 1 to 9)
2. <http://vssd-iitd.vlabs.ac.in/home.html> (For Experiments 10 to 14)

Th. M. S.

Course Code	Course Title						Core/Elective
PC 1154 SE	Seminar						Core
Prerequisite	Contact Hours per Week				CIE	SEE	Credits
	L	T	D	P			
-	-	-	-	2	50	-	1

Course Outcomes

1. Develop the habit of referring the journals for literature review.
2. Understand the gist of the research paper.
3. Identify the potential for further scope.
4. Present the work in an efficient manner.
5. Write the documentation in standard format.

Guidelines:

- Each student shall present a seminar, generally comprising about three to four weeks of prior literature review and finally a presentation of their work for assessment.
- The seminar report shall contain a clear statement of the research objectives, background of work, literature review, techniques used, prospective deliverables, and detailed discussion on results, conclusions and reference.
- At least two faculty members will be associated with the seminar presentation to evaluate and award marks.

[Handwritten signature]

Course Code	Course Title						Core/Elective
PC 1155 SE	Mini Project with Seminar						Core
Prerequisite	Contact Hours per Week				CIE	SEE	Credits
	L	T	D	P			
-	-	-	-	4	50	-	2
Course Outcomes							
<ol style="list-style-type: none"> 1. Formulate a specific problem and give solution 2. Develop model/models either theoretical/practical/numerical form 3. Solve, interpret/correlate the results and discussions 4. Conclude the results obtained 5. Write the documentation in standard format 							

Guidelines:

- As part of the curriculum in the II- semester of the programme each student shall do a mini project, generally comprising about three to four weeks of prior reading, twelve weeks of active research, and finally a presentation of their work for assessment.
- Each student will be allotted to a faculty supervisor for mentoring.
- Mini projects should present students with an accessible challenge on which to demonstrate competence in research techniques, plus the opportunity to contribute something more original.
- Mini projects shall have inter-disciplinary/ industry relevance.
- The students can select a mathematical modelling based/Experimental investigations or Numerical modelling.
- All the investigations should be clearly stated and documented with the reasons/explanations.
- The mini-project shall contain a clear statement of the research objectives, background of work, literature review, techniques used, prospective deliverables, and detailed discussion on results, conclusions and reference.

Departmental committee: Supervisor and a minimum of two faculty members

Guidelines for awarding marks in CIE (Continuous Internal Evaluation): Max. Marks: 50		
Evaluation by	Max. Marks	Evaluation Criteria / Parameter
Supervisor	20	Progress and Review
	05	Report
Departmental Committee	05	Relevance of the Topic
	05	PPT Preparation
	05	Presentation
	05	Question and Answers
	05	Report Preparation



Course Code	Course Title						Core/Elective
PC 1156 SE	Major Project Phase – I						Core
Prerequisite	Contact Hours per Week				CIE	SEE	Credits
	L	T	D	P			
-	-	-	-	20	100	-	10

Course Outcomes

At the end of this course, students will be able to

1. Exposed to self-learning various topics.
2. Learn to survey the literature such as books, journals and contact resource persons for the selected topic of research.
3. Learn to write technical reports.
4. Develop oral and written communication skills to present.
5. Defend their work in front of technically qualified audience

Guidelines:

- The Project work will preferably be a problem with research potential and should involve scientific research, design, generation/collection and analysis of data, determining solution and must preferably bring out the individual contribution.
- Seminar should be based on the area in which the candidate has undertaken the dissertation work.
- The CIE shall include reviews and the preparation of report consisting of a detailed problem statement and a literature review.
- The preliminary results (if available) of the problem may also be discussed in the report.
- The work has to be presented in front of the committee consists of Chairperson-BoS, O.U and Head, Supervisor & Project coordinator from the respective Department of the Institute.
- The candidate has to be in regular contact with his supervisor and the topic of dissertation must be mutually decided by the guide and student.

Guidelines for awarding marks in CIE (Continuous Internal Evaluation): Max. Marks: 100		
Evaluation by	Max. Marks	Evaluation Criteria / Parameter
Supervisor	30	Project Status / Review(s)
	20	Report
Departmental Committee (Chairperson BoS, O.U. and Head, Supervisor & Project coordinator from the respective department of the institution)	10	Relevance of the Topic
	10	PPT Preparation
	10	Presentation
	10	Question and Answers
	10	Report Preparation

Note: The Supervisor has to assess the progress of the student regularly.



Course Code	Course Title					Core/Elective	
PC 1157 SE	Major Project Phase – II (Dissertation)					Core	
Prerequisite	Contact Hours per Week				CIE	SEE	Credits
	L	T	D	P			
-	-	-	-	32	-	200	16

Course Outcomes

At the end of this course, students will be able to

1. Use different experimental techniques and will be able to use different software/ computational /analytical tools.
2. Design and develop an experimental set up/ equipment/test rig.
3. Conduct tests on existing set ups/equipments and draw logical conclusions from the results after analysing them.
4. Either work in a research environment or in an industrial environment.
5. Conversant with technical report writing and will be able to present and convince their topic of study to the engineering community.

Guidelines:

- It is a continuation of Major Project Phase – I started in semester -III.
- The student has to submit the report in prescribed format and also present seminar.
- The dissertation should be presented in standard format as provided by the department.
- The candidate has to prepare a detailed project report consisting of introduction of the problem, problem statement, literature review, objectives of the work, methodology (experimental set up or numerical details as the case may be) of solution and results and discussion.
- The report must bring out the conclusions of the work and future scope for the study. The work has to be presented in front of the examiners panel consisting of an approved external examiner and Chairperson BoS, & Head, O.U. and Supervisor from the Institute.
- The candidate has to be in regular contact with his/her Supervisor / Co- Supervisor

Guidelines for awarding marks in SEE (Semester End Examination): Max. Marks: 200		
Evaluation by	Max. Marks	Evaluation Criteria / Parameter
Supervisor	10	Regularity and Punctuality
	10	Work Progress
	30	Quality of the work which may lead to publications
	10	Analytical / Programming / Experimental Skills Preparation
	10	Report preparation in a standard format
External Examiner and Chairperson, BoS & Head, O.U. and together	20	Power Point Presentation
	60	Quality of thesis and evaluation
	30	Innovations, application to society and Scope for future study
	20	Viva-Voce

TH/awd